



TPC Benchmark™ H
Full Disclosure Report

SPARC T4-4 Server

Using

*Oracle Database 11g Release 2 Enterprise Edition
with Partitioning*

*Submitted for Review
November 30, 2011*

First Printing November 30, 2011

Copyright © 2011 Oracle and/or its affiliates. All rights reserved.

Oracle, the Sponsor of this benchmark test, believes that the information in this document is accurate as of the publication date. The information in this document is subject to change without notice. The sponsor assumes no responsibility for any errors that may appear in this document.

The pricing information in this document is believed to accurately reflect the current prices as of the publication date. However, the Sponsor provides no warranty of the pricing information in this document.

The performance information in this document is for guidance only. System performance is highly dependent on many factors including system hardware, system and user software, and user application characteristics; relative system performance may vary significantly as a result of these and other factors. The Sponsor does not warrant or represent that a user can or will achieve similar performance. No warranty on system performance or price/performance is expressed or implied in this document.

Oracle and Java are registered trademarks of Oracle and/or its affiliates. Other names may be trademarks of their respective owners.

AMD, Opteron, the AMD logo, and the AMD Opteron logo are trademarks or registered trademarks of Advanced Micro Devices. Intel and Intel Xeon are trademarks or registered trademarks of Intel Corporation. All SPARC trademarks are used under license and are trademarks or registered trademarks of SPARC International, Inc. UNIX is a registered trademark licensed through X/Open Company, Ltd.

All rights reserved. This product and related documentation are protected by copyright and distributed under licenses restricting its use, copying, distribution, and decompilation. No part of this product or related documentation may be reproduced in any form by any means without prior written authorization of Sun and its licensors, if any.

RESTRICTED RIGHTS LEGEND: Use, duplication, or disclosure by the United States Government is subject to the restrictions set forth in DFARS 252.227-7013 (c)(1)(ii) and FAR 52.227-19, Rights in Technical Data and Computer Software (October 1988).

The product described in this manual may be protected by one or more U.S. patents, foreign patents, or pending applications.

THIS PUBLICATION IS PROVIDED #AS IS# WITHOUT WARRANTY OF ANY KIND, EITHER EXPRESS OR IMPLIED, INCLUDING, BUT NOT LIMITED TO, THE IMPLIED WARRANTIES OF MERCHANTABILITY, FITNESS FOR A PARTICULAR PURPOSE, OR NON-INFRINGEMENT.

THIS PUBLICATION COULD INCLUDE TECHNICAL INACCURACIES OR TYPOGRAPHICAL ERRORS. CHANGES ARE PERIODICALLY ADDED TO THE INFORMATION HEREIN; THESE CHANGES WILL BE INCORPORATED IN NEW EDITIONS OF THE PUBLICATION. SUN MICROSYSTEMS, INC. MAY MAKE IMPROVEMENTS AND/OR CHANGES IN THE PRODUCT(S) AND/OR THE PROGRAM(S) DESCRIBED IN THIS PUBLICATION AT ANY TIME.



SPARC T4-4 Server with Oracle Database 11g Release 2

TPC-H Rev. 2.14.2
TPC-Pricing 1.6.0

Report Date:
November 30, 2011

Total System Cost

Composite Query per Hour Metric

Price / Performance

\$843,656 USD

205,792 QphH@3000GB

\$4.10/QphH@3000GB

Database Size

Database Manager

Operating System

Other Software

Availability Date

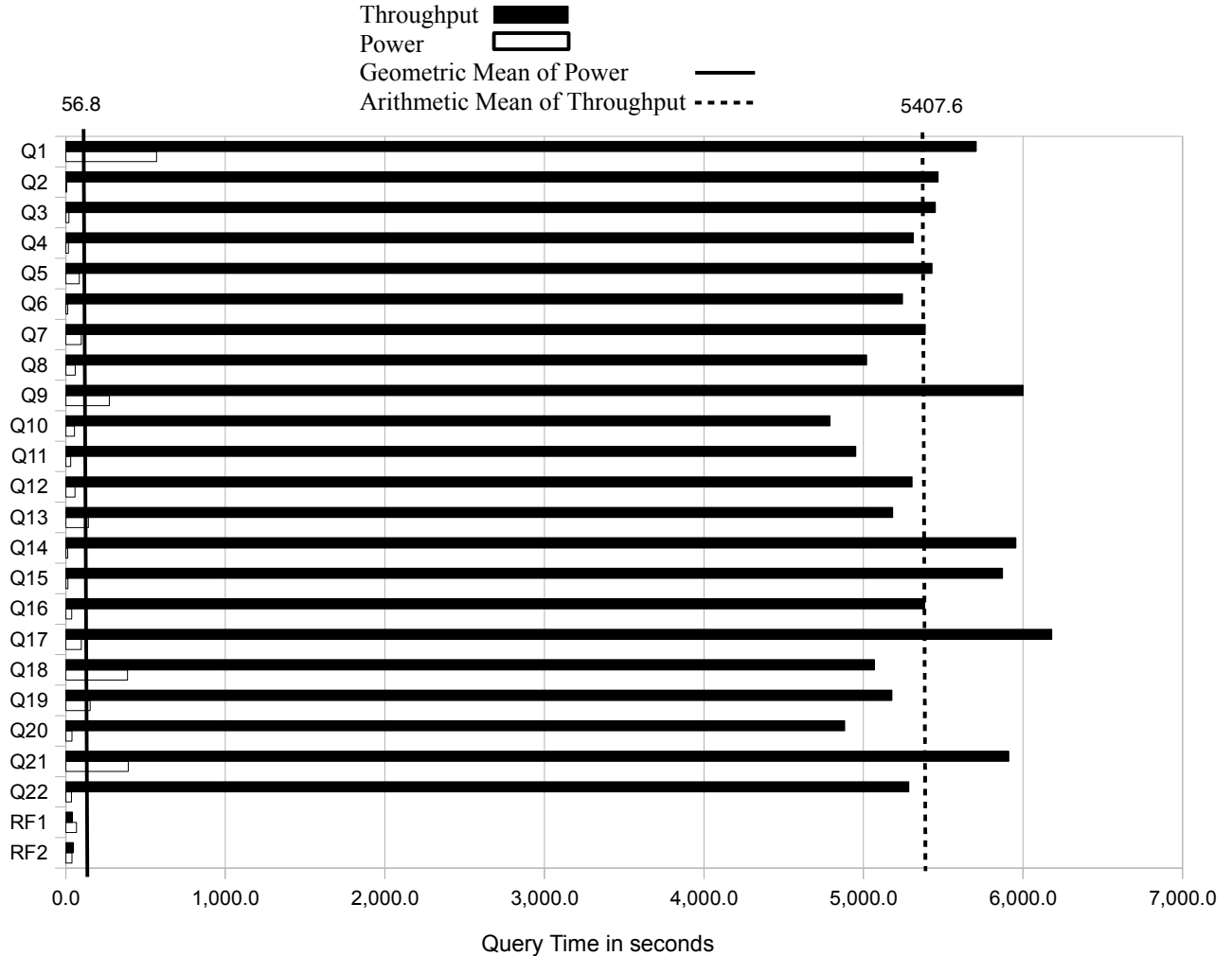
3000GB

Oracle Database 11g Release 2
Enterprise Edition with
Partitioning

Oracle Solaris 11
11/11

None

May 31, 2012



Database Load Time = 4:08:29
 Load Includes Backup: N
 Total Data Storage / Database Size = 15.2
 Memory to Database Size Percentage = 33.3

Storage Redundancy Levels:
 Base Tables: Level Three
 Auxiliary Data Structures: Level Three
 DBMS Temporary Space: Level Zero
 OS and DBMS Software: Level One

System Configuration:

Processors:
 Memory:
 Disks:

SPARC T4-4 Server
 4 SPARC T4 3GHz Processors, 32 cores, 256 threads
 1TB
 12 Sun Storage 2540 M2 w/ 12 300GB 3.5" 15K RPM SAS disks
 8 300GB 10K SAS Internal
 45,600GB (GB = 1024*1024*1024 bytes)

Total Storage:



SPARC T4-4 Server with Oracle Database 11g Release 2

TPC-H Rev. 2.14.2
TPC-Pricing 1.6.0

Report Date:
November 30, 2011

Description	Part Number	Source	Unit Price	Qty	Ext. Price	3 Yr. Maint.
Server Hardware						
SPARC T4-4 Server, base chassis	7100674	1	19,000	1	19,000	
300GB 10K RPM 2.5" SAS-2 HDD	SE6Y3G12Z	1	689	8	5,512	
2 x SPARC T4 3GHz	7100641	1	22,000	2	44,000	
32GB (2 x 16GB) DDR3 Memory	7100655	1	3,000	32	96,000	
8Gb/s FC dual port	SG-PCIEFCGBE-E8-N	1	2,089	12	25,068	
Power Cord, C13 plug	SR-JUMP-1MC13	1	29	4	116	
Sun Fire X4170 M2 Server	X4170M2-H1-AA	1	2,375	1	2,375	
Oracle Solaris 10 Pre-Install	5894A-N	1	0	1	0	
US PC Peripheral Kit (Keyboard/Mouse)	X3701A-PC	1	50	1	50	
4GB (1x4GB) DDR3-1333	4910A	1	151	2	302	
6 Gb/s SAS HBA, Internal ATO	SG-SAS6-INT-Z	1	419	1	419	
300GB 10K RPM 2.5" SAS-2 Disk	RB-SS2CF-300G10K2	1	689	1	689	
DVD+/-RW SATA-based drive ATO	8325A-N	1	134	1	134	
1 x Intel Xeon E5620 ATO	5924A	1	683	1	683	
Power Cord, C13 plug	SR-JUMP-1MC13	1	29	1	29	
19" TFT Monitor	X7205A-N	1	249	1	249	
Server Hardware Subtotal					194,626	0
Storage						
Sun Storage 2540 M2 Array	7100183	1	14,420	12	173,040	
3.5" 300GB 15K RPM SAS-2 HDD	7100019	1	500	144	72,000	
1 AC Power Supply	7100021	1	365	24	8,760	
Power cord: Sun Rack Jumper, straight	333V-20-15-C14	1	25	24	600	
15M LC to LC FC cable	X9734A-Z-N	1	105	24	2,520	
Sun Rack II 42U	SR-1242E	1	2,849	1	2,849	
PDU 15kVA, Single Phase, LV	SR-15K-L630-N	1	1,200	2	2,400	
Jumper Cable Kit SunRack II – 20 C13 cables	SR-JUMPKIT-N	1	198		198	
Storage Subtotal					262,367	0
Server Software						
Oracle Solaris 11 11/11, Oracle Solaris Studio 12		1	0	1	0	
Software Support for Solaris Development Tools		1	1,200	3		3,600
Oracle Database 11g Release 2 Enterprise Edition, Per Processor for 3 years (for 16 processors)		1	23,750	16	380,000	
Partitioning, Per Processor for 3 years (for 16 processors)		1	5,750	16	92,000	
Incident Server Support for 3 years		1	2,300	3		6,900
Server Software Subtotal					472,000	10,500
Oracle Premier Hardware Support	Q-PREM-SPRT-SYS	1	54,839	3		164,517
Total					928,993	175,017
Total Oracle Software, Hardware and Maintenance Discount		1			(260,355)	
Notes (Source):					3 Yr. Cost	\$843,656
1. Oracle Corp.					QpH @3000GB	205,792
					\$/QpH @3000GB	\$4.10

Audited by Francois Raab of InfoSizing, Inc.

Oracle's discounts are based upon US list prices and for similar quantities and configurations. A total discount of 23.6% has been applied to all Oracle hardware, software and services based on the total value and quantities of the components of the configuration, including full payment of all components and maintenance.

Prices used in TPC Benchmarks reflect the actual prices a customer would pay for a one-time purchase of the stated components. Individually negotiated discounts are not permitted. Special prices based on assumptions about past or future purchases are not permitted. All discounts reflect standard pricing policies for the listed components. For complete details, see the pricing section of the TPC benchmark specifications. If you find that stated prices are not available according to these terms, please inform the TPC at pricing@tpc.org. Thank you.



SPARC T4-4 Server with Oracle Database 11g Release 2

TPC-H Rev. 2.14.2
TPC-Pricing 1.6.0

Report Date:
November 30, 2011

Numerical Quantities

Measurement Results:

Database Scale Factor	= 3000GB
Total Data Storage / Database Size	= 15.2
Start of database load time	= 10-27-2011 16:35:59
End of database load time	= 10-27-2011 20:44:28
Database Load Time	= 4:08:29
Query Streams for Throughput Test	= 128
TPC-H Power	= 190,325.1
TPC-H Throughput	= 222,515.9
TPC-H Composite Query-per-Hour Rating (QpH@3000GB)	= 205,792
Total System Price Over 3 Years	= \$843,656
TPC-H Price/Performance Metric (\$/QpH@3000GB)	= \$4.10

Measurement Intervals:

Measurement Interval in Throughput Test (Ts)	= 136,677 seconds
--	-------------------

Duration of Stream Execution:

Power Run	Seed	RF1 Start RF1 End	Query Start Query End	RF2 Start RF2 End	Duration
	1027204428	10/27/2011 20:44:28 10/27/2011 20:45:36	10/27/2011 20:45:36 10/27/2011 21:28:47	10/27/2011 21:28:47 10/27/2011 21:29:26	00:44:58

Throughput Stream	Seed	Query Start Query End	Duration	RF1 Start RF1 End	RF2 Start RF2 End
1	1027204429	10/27/2011 21:29:38	08:01:22	10/29/2011 08:17:08	10/29/2011 08:17:42
		10/29/2011 05:30:59		10/29/2011 08:17:42	10/29/2011 08:18:34
2	1027204430	10/27/2011 21:29:38	08:01:22	10/29/2011 08:18:34	10/29/2011 08:19:13
		10/29/2011 05:30:59		10/29/2011 08:19:13	10/29/2011 08:20:01
3	1027204431	10/27/2011 21:29:38	07:32:35	10/29/2011 08:20:01	10/29/2011 08:20:42
		10/29/2011 05:02:13		10/29/2011 08:20:42	10/29/2011 08:21:28
4	1027204432	10/27/2011 21:29:38	07:45:33	10/29/2011 08:21:28	10/29/2011 08:22:05
		10/29/2011 05:15:11		10/29/2011 08:22:05	10/29/2011 08:22:55
5	1027204433	10/27/2011 21:29:38	07:49:51	10/29/2011 08:22:55	10/29/2011 08:23:33
		10/29/2011 05:19:28		10/29/2011 08:23:33	10/29/2011 08:24:19
6	1027204434	10/27/2011 21:29:38	07:46:06	10/29/2011 08:24:19	10/29/2011 08:24:56
		10/29/2011 05:15:44		10/29/2011 08:24:56	10/29/2011 08:25:44
7	1027204435	10/27/2011 21:29:38	08:00:23	10/29/2011 08:25:44	10/29/2011 08:26:22
		10/29/2011 05:30:01		10/29/2011 08:26:22	10/29/2011 08:27:08
8	1027204436	10/27/2011 21:29:38	07:52:06	10/29/2011 08:27:08	10/29/2011 08:27:46
		10/29/2011 05:21:44		10/29/2011 08:27:46	10/29/2011 08:28:35
9	1027204437	10/27/2011 21:29:38	07:47:11	10/29/2011 08:28:35	10/29/2011 08:29:17
		10/29/2011 05:16:49		10/29/2011 08:29:17	10/29/2011 08:30:01
10	1027204438	10/27/2011 21:29:38	08:00:23	10/29/2011 08:30:01	10/29/2011 08:30:44
		10/29/2011 05:30:01		10/29/2011 08:30:44	10/29/2011 08:31:29
11	1027204439	10/27/2011 21:29:38	07:43:58	10/29/2011 08:31:29	10/29/2011 08:32:10

Throughput Stream	Seed	Query Start Query End	Duration	RF1 Start RF1 End	RF2 Start RF2 End
12	1027204440	10/27/2011 21:29:38	07:53:36	10/29/2011 08:32:55	10/29/2011 08:33:33
		10/29/2011 05:23:14		10/29/2011 08:33:33	10/29/2011 08:34:20
13	1027204441	10/27/2011 21:29:38	08:01:55	10/29/2011 08:34:20	10/29/2011 08:34:58
		10/29/2011 05:31:33		10/29/2011 08:34:58	10/29/2011 08:35:50
14	1027204442	10/27/2011 21:29:38	07:55:40	10/29/2011 08:35:50	10/29/2011 08:36:31
		10/29/2011 05:25:18		10/29/2011 08:36:31	10/29/2011 08:37:18
15	1027204443	10/27/2011 21:29:38	07:49:50	10/29/2011 08:37:18	10/29/2011 08:37:58
		10/29/2011 05:19:28		10/29/2011 08:37:58	10/29/2011 08:38:46
16	1027204444	10/27/2011 21:29:38	08:54:26	10/29/2011 08:38:46	10/29/2011 08:39:24
		10/29/2011 06:24:05		10/29/2011 08:39:24	10/29/2011 08:40:17
17	1027204445	10/27/2011 21:29:38	07:49:50	10/29/2011 08:40:17	10/29/2011 08:41:00
		10/29/2011 05:19:28		10/29/2011 08:41:00	10/29/2011 08:41:48
18	1027204446	10/27/2011 21:29:38	08:03:03	10/29/2011 08:41:48	10/29/2011 08:42:35
		10/29/2011 05:32:41		10/29/2011 08:42:35	10/29/2011 08:43:22
19	1027204447	10/27/2011 21:29:38	07:39:15	10/29/2011 08:43:22	10/29/2011 08:44:00
		10/29/2011 05:08:54		10/29/2011 08:44:00	10/29/2011 08:44:48
20	1027204448	10/27/2011 21:29:38	08:01:21	10/29/2011 08:44:48	10/29/2011 08:45:30
		10/29/2011 05:30:59		10/29/2011 08:45:30	10/29/2011 08:46:18
21	1027204449	10/27/2011 21:29:38	08:11:42	10/29/2011 08:46:18	10/29/2011 08:47:04
		10/29/2011 05:41:21		10/29/2011 08:47:04	10/29/2011 08:47:50
22	1027204450	10/27/2011 21:29:38	08:01:32	10/29/2011 08:47:50	10/29/2011 08:48:34
		10/29/2011 05:31:11		10/29/2011 08:48:33	10/29/2011 08:49:19
23	1027204451	10/27/2011 21:29:38	08:01:54	10/29/2011 08:49:19	10/29/2011 08:50:02
		10/29/2011 05:31:33		10/29/2011 08:50:02	10/29/2011 08:50:50
24	1027204452	10/27/2011 21:29:39	08:06:32	10/29/2011 08:50:50	10/29/2011 08:51:34
		10/29/2011 05:36:10		10/29/2011 08:51:34	10/29/2011 08:52:22
25	1027204453	10/27/2011 21:29:39	08:03:03	10/29/2011 08:52:22	10/29/2011 08:53:01
		10/29/2011 05:32:42		10/29/2011 08:53:01	10/29/2011 08:53:49
26	1027204454	10/27/2011 21:29:39	08:09:02	10/29/2011 08:53:49	10/29/2011 08:54:29
		10/29/2011 05:38:41		10/29/2011 08:54:29	10/29/2011 08:55:16
27	1027204455	10/27/2011 21:29:39	08:14:26	10/29/2011 08:55:16	10/29/2011 08:55:59
		10/29/2011 05:44:05		10/29/2011 08:55:59	10/29/2011 08:56:47
28	1027204456	10/27/2011 21:29:39	07:49:50	10/29/2011 08:56:47	10/29/2011 08:57:27
		10/29/2011 05:19:28		10/29/2011 08:57:27	10/29/2011 08:58:14
29	1027204457	10/27/2011 21:29:39	08:17:08	10/29/2011 08:58:14	10/29/2011 08:58:55
		10/29/2011 05:46:47		10/29/2011 08:58:55	10/29/2011 08:59:42
30	1027204458	10/27/2011 21:29:39	09:02:31	10/29/2011 08:59:42	10/29/2011 09:00:23
		10/29/2011 06:32:10		10/29/2011 09:00:23	10/29/2011 09:01:10
31	1027204459	10/27/2011 21:29:39	08:11:24	10/29/2011 09:01:10	10/29/2011 09:01:50
		10/29/2011 05:41:03		10/29/2011 09:01:49	10/29/2011 09:02:39
32	1027204460	10/27/2011 21:29:39	07:51:02	10/29/2011 09:02:39	10/29/2011 09:03:21
		10/29/2011 05:20:41		10/29/2011 09:03:21	10/29/2011 09:04:13
33	1027204461	10/27/2011 21:29:39	08:45:13	10/29/2011 09:04:13	10/29/2011 09:04:58
		10/29/2011 06:14:52		10/29/2011 09:04:58	10/29/2011 09:05:46
34	1027204462	10/27/2011 21:29:39	09:16:54	10/29/2011 09:05:46	10/29/2011 09:06:29
		10/29/2011 06:46:34		10/29/2011 09:06:29	10/29/2011 09:07:14
35	1027204463	10/27/2011 21:29:40	08:04:05	10/29/2011 09:07:14	10/29/2011 09:08:04
		10/29/2011 05:33:44		10/29/2011 09:08:03	10/29/2011 09:08:50
36	1027204464	10/27/2011 21:29:40	08:19:25	10/29/2011 09:08:50	10/29/2011 09:09:37
		10/29/2011 05:49:05		10/29/2011 09:09:37	10/29/2011 09:10:22

Throughput Stream	Seed	Query Start Query End	Duration	RF1 Start RF1 End	RF2 Start RF2 End
37	1027204465	10/27/2011 21:29:40	07:51:00	10/29/2011 09:10:22	10/29/2011 09:11:03
		10/29/2011 05:20:40		10/29/2011 09:11:03	10/29/2011 09:11:50
38	1027204466	10/27/2011 21:29:41	08:55:05	10/29/2011 09:11:50	10/29/2011 09:12:31
		10/29/2011 06:24:46		10/29/2011 09:12:31	10/29/2011 09:13:20
39	1027204467	10/27/2011 21:29:41	08:12:18	10/29/2011 09:13:20	10/29/2011 09:14:00
		10/29/2011 05:41:59		10/29/2011 09:14:00	10/29/2011 09:14:48
40	1027204468	10/27/2011 21:29:41	08:27:50	10/29/2011 09:14:48	10/29/2011 09:15:30
		10/29/2011 05:57:31		10/29/2011 09:15:30	10/29/2011 09:16:16
41	1027204469	10/27/2011 21:29:42	08:28:32	10/29/2011 09:16:16	10/29/2011 09:16:59
		10/29/2011 05:58:13		10/29/2011 09:16:59	10/29/2011 09:17:45
42	1027204470	10/27/2011 21:29:42	08:03:00	10/29/2011 09:17:45	10/29/2011 09:18:25
		10/29/2011 05:32:42		10/29/2011 09:18:25	10/29/2011 09:19:15
43	1027204471	10/27/2011 21:29:42	08:36:07	10/29/2011 09:19:15	10/29/2011 09:19:54
		10/29/2011 06:05:49		10/29/2011 09:19:54	10/29/2011 09:20:44
44	1027204472	10/27/2011 21:29:43	07:52:01	10/29/2011 09:20:44	10/29/2011 09:21:27
		10/29/2011 05:21:44		10/29/2011 09:21:27	10/29/2011 09:22:13
45	1027204473	10/27/2011 21:29:43	08:14:42	10/29/2011 09:22:13	10/29/2011 09:22:54
		10/29/2011 05:44:25		10/29/2011 09:22:54	10/29/2011 09:23:41
46	1027204474	10/27/2011 21:29:43	08:12:16	10/29/2011 09:23:41	10/29/2011 09:24:28
		10/29/2011 05:41:59		10/29/2011 09:24:28	10/29/2011 09:25:13
47	1027204475	10/27/2011 21:29:44	09:02:30	10/29/2011 09:25:13	10/29/2011 09:25:52
		10/29/2011 06:32:14		10/29/2011 09:25:51	10/29/2011 09:26:39
48	1027204476	10/27/2011 21:29:44	08:08:35	10/29/2011 09:26:39	10/29/2011 09:27:19
		10/29/2011 05:38:19		10/29/2011 09:27:19	10/29/2011 09:28:06
49	1027204477	10/27/2011 21:29:44	08:35:13	10/29/2011 09:28:06	10/29/2011 09:28:48
		10/29/2011 06:04:57		10/29/2011 09:28:48	10/29/2011 09:29:35
50	1027204478	10/27/2011 21:29:45	08:37:10	10/29/2011 09:29:35	10/29/2011 09:30:16
		10/29/2011 06:06:55		10/29/2011 09:30:16	10/29/2011 09:31:05
51	1027204479	10/27/2011 21:29:45	08:34:19	10/29/2011 09:31:05	10/29/2011 09:31:46
		10/29/2011 06:04:04		10/29/2011 09:31:46	10/29/2011 09:32:34
52	1027204480	10/27/2011 21:29:45	08:11:36	10/29/2011 09:32:34	10/29/2011 09:33:12
		10/29/2011 05:41:21		10/29/2011 09:33:12	10/29/2011 09:34:00
53	1027204481	10/27/2011 21:29:45	08:28:00	10/29/2011 09:34:00	10/29/2011 09:34:38
		10/29/2011 05:57:45		10/29/2011 09:34:38	10/29/2011 09:35:24
54	1027204482	10/27/2011 21:29:45	08:13:08	10/29/2011 09:35:24	10/29/2011 09:36:03
		10/29/2011 05:42:53		10/29/2011 09:36:03	10/29/2011 09:36:54
55	1027204483	10/27/2011 21:29:46	09:21:14	10/29/2011 09:36:54	10/29/2011 09:37:39
		10/29/2011 06:51:00		10/29/2011 09:37:39	10/29/2011 09:38:25
56	1027204484	10/27/2011 21:29:46	09:10:22	10/29/2011 09:38:25	10/29/2011 09:39:05
		10/29/2011 06:40:08		10/29/2011 09:39:05	10/29/2011 09:39:55
57	1027204485	10/27/2011 21:29:46	09:41:11	10/29/2011 09:39:55	10/29/2011 09:40:33
		10/29/2011 07:10:57		10/29/2011 09:40:33	10/29/2011 09:41:19
58	1027204486	10/27/2011 21:29:47	08:34:17	10/29/2011 09:41:19	10/29/2011 09:41:59
		10/29/2011 06:04:04		10/29/2011 09:41:59	10/29/2011 09:42:44
59	1027204487	10/27/2011 21:29:47	08:19:21	10/29/2011 09:42:44	10/29/2011 09:43:24
		10/29/2011 05:49:08		10/29/2011 09:43:24	10/29/2011 09:44:13
60	1027204488	10/27/2011 21:29:47	08:16:13	10/29/2011 09:44:13	10/29/2011 09:44:52
		10/29/2011 05:46:00		10/29/2011 09:44:52	10/29/2011 09:45:45
61	1027204489	10/27/2011 21:29:47	09:22:37	10/29/2011 09:45:45	10/29/2011 09:46:25
		10/29/2011 06:52:25		10/29/2011 09:46:25	10/29/2011 09:47:14
62	1027204490	10/27/2011 21:29:48	08:28:09	10/29/2011 09:47:14	10/29/2011 09:47:52

Throughput Stream	Seed	Query Start Query End	Duration	RF1 Start RF1 End	RF2 Start RF2 End
63	1027204491	10/27/2011 21:29:48	08:26:13	10/29/2011 09:48:36	10/29/2011 09:49:14
		10/29/2011 05:56:01		10/29/2011 09:49:14	10/29/2011 09:50:01
64	1027204492	10/27/2011 21:29:49	08:41:42	10/29/2011 09:50:01	10/29/2011 09:50:41
		10/29/2011 06:11:31		10/29/2011 09:50:41	10/29/2011 09:51:25
65	1027204493	10/27/2011 21:29:49	09:20:13	10/29/2011 09:51:25	10/29/2011 09:52:09
		10/29/2011 06:50:02		10/29/2011 09:52:09	10/29/2011 09:52:57
66	1027204494	10/27/2011 21:29:50	09:31:09	10/29/2011 09:52:57	10/29/2011 09:53:43
		10/29/2011 07:00:58		10/29/2011 09:53:43	10/29/2011 09:54:31
67	1027204495	10/27/2011 21:29:50	08:43:45	10/29/2011 09:54:31	10/29/2011 09:55:10
		10/29/2011 06:13:35		10/29/2011 09:55:10	10/29/2011 09:56:02
68	1027204496	10/27/2011 21:29:50	08:25:52	10/29/2011 09:56:02	10/29/2011 09:56:42
		10/29/2011 05:55:43		10/29/2011 09:56:41	10/29/2011 09:57:26
69	1027204497	10/27/2011 21:29:51	08:16:09	10/29/2011 09:57:27	10/29/2011 09:58:04
		10/29/2011 05:46:00		10/29/2011 09:58:04	10/29/2011 09:58:51
70	1027204498	10/27/2011 21:29:51	09:45:29	10/29/2011 09:58:51	10/29/2011 09:59:29
		10/29/2011 07:15:20		10/29/2011 09:59:29	10/29/2011 10:00:16
71	1027204499	10/27/2011 21:29:52	10:33:57	10/29/2011 10:00:16	10/29/2011 10:01:00
		10/29/2011 08:03:49		10/29/2011 10:01:00	10/29/2011 10:01:46
72	1027204500	10/27/2011 21:29:52	08:56:48	10/29/2011 10:01:46	10/29/2011 10:02:36
		10/29/2011 06:26:40		10/29/2011 10:02:36	10/29/2011 10:03:26
73	1027204501	10/27/2011 21:29:52	08:28:21	10/29/2011 10:03:26	10/29/2011 10:04:06
		10/29/2011 05:58:13		10/29/2011 10:04:06	10/29/2011 10:04:52
74	1027204502	10/27/2011 21:29:53	09:28:27	10/29/2011 10:04:52	10/29/2011 10:05:32
		10/29/2011 06:58:20		10/29/2011 10:05:32	10/29/2011 10:06:19
75	1027204503	10/27/2011 21:29:53	09:34:57	10/29/2011 10:06:19	10/29/2011 10:07:02
		10/29/2011 07:04:50		10/29/2011 10:07:02	10/29/2011 10:07:46
76	1027204504	10/27/2011 21:29:54	08:12:17	10/29/2011 10:07:46	10/29/2011 10:08:29
		10/29/2011 05:42:10		10/29/2011 10:08:29	10/29/2011 10:09:16
77	1027204505	10/27/2011 21:29:54	09:08:42	10/29/2011 10:09:16	10/29/2011 10:09:57
		10/29/2011 06:38:36		10/29/2011 10:09:57	10/29/2011 10:10:51
78	1027204506	10/27/2011 21:29:55	09:12:21	10/29/2011 10:10:51	10/29/2011 10:11:30
		10/29/2011 06:42:15		10/29/2011 10:11:30	10/29/2011 10:12:15
79	1027204507	10/27/2011 21:29:55	09:16:21	10/29/2011 10:12:15	10/29/2011 10:12:58
		10/29/2011 06:46:16		10/29/2011 10:12:58	10/29/2011 10:13:51
80	1027204508	10/27/2011 21:29:55	09:12:36	10/29/2011 10:13:51	10/29/2011 10:14:33
		10/29/2011 06:42:32		10/29/2011 10:14:33	10/29/2011 10:15:24
81	1027204509	10/27/2011 21:29:56	10:44:12	10/29/2011 10:15:24	10/29/2011 10:16:11
		10/29/2011 08:14:08		10/29/2011 10:16:11	10/29/2011 10:16:56
82	1027204510	10/27/2011 21:29:56	08:49:28	10/29/2011 10:16:56	10/29/2011 10:17:42
		10/29/2011 06:19:24		10/29/2011 10:17:42	10/29/2011 10:18:31

Throughput Stream	Seed	Query Start Query End	Duration	RF1 Start RF1 End	RF2 Start RF2 End
83	1027204511	10/27/2011 21:29:57	09:16:37	10/29/2011 10:18:31	10/29/2011 10:19:10
		10/29/2011 06:46:34		10/29/2011 10:19:10	10/29/2011 10:19:57
84	1027204512	10/27/2011 21:29:57	09:20:23	10/29/2011 10:19:57	10/29/2011 10:20:39
		10/29/2011 06:50:20		10/29/2011 10:20:39	10/29/2011 10:21:26
85	1027204513	10/27/2011 21:29:58	10:18:05	10/29/2011 10:21:26	10/29/2011 10:22:09
		10/29/2011 07:48:03		10/29/2011 10:22:09	10/29/2011 10:23:01
86	1027204514	10/27/2011 21:29:58	09:04:06	10/29/2011 10:23:01	10/29/2011 10:23:52
		10/29/2011 06:34:03		10/29/2011 10:23:52	10/29/2011 10:24:45
87	1027204515	10/27/2011 21:29:58	09:28:22	10/29/2011 10:24:45	10/29/2011 10:25:30
		10/29/2011 06:58:20		10/29/2011 10:25:30	10/29/2011 10:26:17
88	1027204516	10/27/2011 21:29:59	10:22:51	10/29/2011 10:26:17	10/29/2011 10:26:56
		10/29/2011 07:52:50		10/29/2011 10:26:56	10/29/2011 10:27:42
89	1027204517	10/27/2011 21:30:00	09:00:18	10/29/2011 10:27:42	10/29/2011 10:28:21
		10/29/2011 06:30:17		10/29/2011 10:28:21	10/29/2011 10:29:08
90	1027204518	10/27/2011 21:29:59	09:03:17	10/29/2011 10:29:08	10/29/2011 10:29:48
		10/29/2011 06:33:16		10/29/2011 10:29:48	10/29/2011 10:30:36
91	1027204519	10/27/2011 21:30:00	09:01:57	10/29/2011 10:30:36	10/29/2011 10:31:17
		10/29/2011 06:31:57		10/29/2011 10:31:17	10/29/2011 10:32:03
92	1027204520	10/27/2011 21:30:00	09:44:42	10/29/2011 10:32:03	10/29/2011 10:32:47
		10/29/2011 07:14:42		10/29/2011 10:32:47	10/29/2011 10:33:36
93	1027204521	10/27/2011 21:30:01	09:16:47	10/29/2011 10:33:36	10/29/2011 10:34:21
		10/29/2011 06:46:48		10/29/2011 10:34:21	10/29/2011 10:35:13
94	1027204522	10/27/2011 21:30:01	10:00:42	10/29/2011 10:35:13	10/29/2011 10:35:55
		10/29/2011 07:30:43		10/29/2011 10:35:55	10/29/2011 10:36:45
95	1027204523	10/27/2011 21:30:02	08:45:05	10/29/2011 10:36:45	10/29/2011 10:37:23
		10/29/2011 06:15:06		10/29/2011 10:37:23	10/29/2011 10:38:09
96	1027204524	10/27/2011 21:30:02	09:45:20	10/29/2011 10:38:09	10/29/2011 10:38:50
		10/29/2011 07:15:22		10/29/2011 10:38:50	10/29/2011 10:39:37
97	1027204525	10/27/2011 21:30:02	10:00:41	10/29/2011 10:39:37	10/29/2011 10:40:26
		10/29/2011 07:30:43		10/29/2011 10:40:26	10/29/2011 10:41:15
98	1027204526	10/27/2011 21:30:03	10:43:53	10/29/2011 10:41:15	10/29/2011 10:41:56
		10/29/2011 08:13:56		10/29/2011 10:41:56	10/29/2011 10:42:44
99	1027204527	10/27/2011 21:30:03	09:34:29	10/29/2011 10:42:44	10/29/2011 10:43:29
		10/29/2011 07:04:32		10/29/2011 10:43:29	10/29/2011 10:44:17
100	1027204528	10/27/2011 21:30:03	09:18:14	10/29/2011 10:44:17	10/29/2011 10:44:56
		10/29/2011 06:48:17		10/29/2011 10:44:56	10/29/2011 10:45:43
101	1027204529	10/27/2011 21:30:03	10:04:11	10/29/2011 10:45:43	10/29/2011 10:46:23
		10/29/2011 07:34:14		10/29/2011 10:46:23	10/29/2011 10:47:09
102	1027204530	10/27/2011 21:30:03	10:30:34	10/29/2011 10:47:09	10/29/2011 10:47:48
		10/29/2011 08:00:38		10/29/2011 10:47:48	10/29/2011 10:48:38
103	1027204531	10/27/2011 21:30:04	10:27:36	10/29/2011 10:48:38	10/29/2011 10:49:17

Throughput Stream	Seed	Query Start Query End	Duration	RF1 Start RF1 End	RF2 Start RF2 End
104	1027204532	10/27/2011 21:30:04	10:19:18	10/29/2011 10:50:01	10/29/2011 10:50:43
		10/29/2011 07:49:22		10/29/2011 10:50:43	10/29/2011 10:51:32
105	1027204533	10/27/2011 21:30:04	09:35:24	10/29/2011 10:51:32	10/29/2011 10:52:10
		10/29/2011 07:05:28		10/29/2011 10:52:10	10/29/2011 10:52:57
106	1027204534	10/27/2011 21:30:04	10:33:31	10/29/2011 10:52:57	10/29/2011 10:53:38
		10/29/2011 08:03:35		10/29/2011 10:53:38	10/29/2011 10:54:31
107	1027204535	10/27/2011 21:30:04	10:38:46	10/29/2011 10:54:31	10/29/2011 10:55:10
		10/29/2011 08:08:50		10/29/2011 10:55:10	10/29/2011 10:56:07
108	1027204536	10/27/2011 21:30:04	10:07:51	10/29/2011 10:56:07	10/29/2011 10:56:48
		10/29/2011 07:37:55		10/29/2011 10:56:48	10/29/2011 10:57:39
109	1027204537	10/27/2011 21:30:04	09:45:18	10/29/2011 10:57:39	10/29/2011 10:58:18
		10/29/2011 07:15:22		10/29/2011 10:58:18	10/29/2011 10:59:09
110	1027204538	10/27/2011 21:30:04	10:39:48	10/29/2011 10:59:09	10/29/2011 10:59:48
		10/29/2011 08:09:52		10/29/2011 10:59:48	10/29/2011 11:00:35
111	1027204539	10/27/2011 21:30:04	10:31:17	10/29/2011 11:00:35	10/29/2011 11:01:16
		10/29/2011 08:01:21		10/29/2011 11:01:16	10/29/2011 11:02:01
112	1027204540	10/27/2011 21:30:04	10:43:53	10/29/2011 11:02:01	10/29/2011 11:02:39
		10/29/2011 08:13:57		10/29/2011 11:02:39	10/29/2011 11:03:25
113	1027204541	10/27/2011 21:30:04	10:42:26	10/29/2011 11:03:25	10/29/2011 11:04:06
		10/29/2011 08:12:30		10/29/2011 11:04:06	10/29/2011 11:04:55
114	1027204542	10/27/2011 21:30:04	10:42:44	10/29/2011 11:04:55	10/29/2011 11:05:37
		10/29/2011 08:12:48		10/29/2011 11:05:37	10/29/2011 11:06:24
115	1027204543	10/27/2011 21:30:04	10:04:21	10/29/2011 11:06:24	10/29/2011 11:07:05
		10/29/2011 07:34:25		10/29/2011 11:07:05	10/29/2011 11:07:51
116	1027204544	10/27/2011 21:30:04	10:16:42	10/29/2011 11:07:51	10/29/2011 11:08:39
		10/29/2011 07:46:46		10/29/2011 11:08:39	10/29/2011 11:09:25
117	1027204545	10/27/2011 21:30:04	09:24:10	10/29/2011 11:09:25	10/29/2011 11:10:06
		10/29/2011 06:54:14		10/29/2011 11:10:06	10/29/2011 11:10:56
118	1027204546	10/27/2011 21:30:04	10:33:29	10/29/2011 11:10:56	10/29/2011 11:11:41
		10/29/2011 08:03:33		10/29/2011 11:11:41	10/29/2011 11:12:29
119	1027204547	10/27/2011 21:30:04	10:05:36	10/29/2011 11:12:29	10/29/2011 11:13:13
		10/29/2011 07:35:41		10/29/2011 11:13:13	10/29/2011 11:14:00
120	1027204548	10/27/2011 21:30:04	10:47:04	10/29/2011 11:14:00	10/29/2011 11:14:43
		10/29/2011 08:17:08		10/29/2011 11:14:43	10/29/2011 11:15:32
121	1027204549	10/27/2011 21:30:04	10:18:18	10/29/2011 11:15:32	10/29/2011 11:16:13
		10/29/2011 07:48:22		10/29/2011 11:16:13	10/29/2011 11:17:01
122	1027204550	10/27/2011 21:30:04	10:16:22	10/29/2011 11:17:01	10/29/2011 11:17:46
		10/29/2011 07:46:26		10/29/2011 11:17:46	10/29/2011 11:18:36
123	1027204551	10/27/2011 21:30:04	10:25:11	10/29/2011 11:18:36	10/29/2011 11:19:17
		10/29/2011 07:55:16		10/29/2011 11:19:17	10/29/2011 11:20:04

Throughput Stream	Seed	Query Start Query End	Duration	RF1 Start RF1 End	RF2 Start RF2 End
124	1027204552	10/27/2011 21:30:05	10:34:32	10/29/2011 11:20:04	10/29/2011 11:20:41
		10/29/2011 08:04:37		10/29/2011 11:20:41	10/29/2011 11:21:31
125	1027204553	10/27/2011 21:30:05	10:27:18	10/29/2011 11:21:31	10/29/2011 11:22:10
		10/29/2011 07:57:22		10/29/2011 11:22:10	10/29/2011 11:23:00
126	1027204554	10/27/2011 21:30:05	10:43:42	10/29/2011 11:23:00	10/29/2011 11:23:41
		10/29/2011 08:13:47		10/29/2011 11:23:41	10/29/2011 11:24:32
127	1027204555	10/27/2011 21:30:05	10:37:14	10/29/2011 11:24:32	10/29/2011 11:25:17
		10/29/2011 08:07:18		10/29/2011 11:25:17	10/29/2011 11:26:08
128	1027204556	10/27/2011 21:30:05	10:12:49	10/29/2011 11:26:08	10/29/2011 11:26:44
		10/29/2011 07:42:54		10/29/2011 11:26:44	10/29/2011 11:27:34

TPC-H Timing Intervals (in seconds):

Stream ID	Q1	Q2	Q3	Q4	Q5	Q6	Q7	Q8	Q9	Q10	Q11	Q12
0	569.2	6.2	20.2	16.2	84.6	12.1	97.8	58.8	273.8	55.6	31.4	57.7
1	4,317.9	4,380.5	13,260.1	3,458.0	6,884.0	8,135.2	4,716.0	2,129.5	3,624.1	3,518.2	5,691.6	4,735.6
2	3,325.0	8,193.4	3,555.8	3,308.9	5,735.3	30.7	3,893.6	4,522.7	8,696.7	4,646.5	4,354.2	7,829.6
3	8,038.2	3,111.5	3,632.9	9,328.5	14,208.0	6,380.5	4,652.8	150.5	5,069.5	4,173.0	4,572.0	4,125.1
4	3,343.9	3,355.3	4,357.4	3,129.6	214.9	8,008.0	4,240.8	5,711.1	4,445.5	4,261.7	7,317.2	8,376.0
5	3,327.6	4,319.5	7,484.2	9,309.0	2,653.8	6,734.0	5,767.5	3,522.9	3,322.6	4,396.7	5,054.2	4,566.6
6	3,306.3	3,306.6	13,991.1	3,080.5	4,303.1	5,849.6	8,518.5	4,563.7	8,670.1	343.8	4,475.0	7,674.0
7	4,835.4	5,807.8	6,716.0	4,820.3	4,127.2	3,836.7	2,352.0	13,035.5	5,666.0	3,325.0	3,229.7	3,749.0
8	14,835.6	3,998.3	3,867.1	5,773.4	5,635.4	4,239.4	3,857.6	5,256.6	8,414.9	3,462.4	3,278.7	7,868.9
9	2,302.7	9,154.7	5,397.7	3,345.7	4,365.2	7,569.8	3,526.4	1,336.3	4,424.8	3,882.2	4,279.3	3,195.3
10	6,096.9	7,662.4	4,350.7	3,558.9	3,514.3	1,171.6	8,117.9	4,465.9	3,424.8	3,575.8	4,138.2	5,835.5
11	3,755.0	3,007.8	4,364.5	4,944.2	7,267.4	3,614.5	3,521.3	4,339.4	2,441.0	5,597.8	8,198.6	3,788.7
12	3,040.6	7,405.8	3,548.5	3,664.9	3,546.2	7,996.1	12,995.8	3,194.2	4,297.1	2,881.4	5,784.3	7,863.2
13	7,427.5	7,129.1	6,574.0	3,704.7	4,166.1	5,701.0	9,082.6	3,557.7	4,388.1	4,975.7	3,888.1	8,649.3
14	4,521.5	1,618.9	3,506.6	6,577.3	8,776.2	3,286.2	5,790.9	2,069.6	13,821.2	3,983.7	3,591.5	4,501.5
15	3,418.9	3,407.3	3,929.6	4,345.9	3,381.8	3,110.1	5,677.6	6,357.8	13,820.7	8,393.4	4,675.5	8,376.6
16	3,444.1	5,513.1	12,641.7	5,939.1	6,544.2	8,624.8	3,914.9	2,503.7	4,384.1	6,852.2	3,655.9	3,432.6
17	3,324.1	7,571.9	2,311.9	3,521.5	8,973.4	4,229.3	4,167.6	7,486.9	5,567.1	3,201.7	6,393.4	3,322.6
18	7,018.4	5,892.9	3,085.8	13,175.6	6,585.3	7,807.0	3,558.9	7,934.1	2,065.7	4,127.2	4,899.7	3,770.0
19	3,251.7	8,213.6	4,381.1	2,343.3	5,477.0	2,411.9	3,282.0	3,273.1	4,095.9	4,289.8	3,851.5	13,474.5
20	4,254.2	3,542.6	2,435.3	5,578.8	7,295.4	4,398.1	3,427.5	3,627.7	4,056.6	3,282.0	3,996.5	5,106.5
21	5,989.3	3,829.9	3,859.6	7,882.9	3,577.3	4,007.8	2,574.1	3,199.3	3,379.4	3,244.3	5,697.0	6,198.1
22	3,185.1	6,276.0	3,584.3	8,213.4	3,615.6	3,299.5	4,245.0	2,170.2	4,399.5	4,739.9	8,369.9	3,873.2
23	3,657.5	4,831.8	4,467.8	3,438.5	4,637.9	7,372.6	3,489.0	7,814.4	9,573.3	2,020.4	8,033.2	5,801.5
24	2,018.5	4,476.7	12,771.0	4,432.3	3,365.8	8,105.8	3,264.2	3,780.6	5,764.9	8,814.1	4,168.1	3,505.9
25	14,373.6	6,718.6	3,517.8	3,770.2	3,257.2	4,239.3	5,624.6	4,536.3	3,515.4	5,102.7	3,759.7	3,916.0
26	3,365.8	12,512.2	2,041.8	5,067.4	6,315.2	4,496.1	3,157.4	3,678.6	4,162.0	4,279.3	5,497.2	3,712.6
27	4,260.9	6,138.5	3,610.2	6,779.0	4,385.4	8,257.8	3,831.7	5,427.9	5,533.5	3,943.7	3,523.0	3,856.3
28	8,781.0	3,039.2	3,381.8	4,198.8	3,461.0	3,943.4	3,835.0	3,546.5	4,355.5	3,573.2	3,322.6	6,681.9
29	9,577.1	2,491.7	3,696.9	3,778.4	6,726.8	4,674.4	3,893.9	12,763.4	10,000.3	3,705.0	3,456.7	6,275.2
30	5,062.6	5,888.5	6,230.7	3,917.3	5,391.4	3,865.5	3,822.1	3,506.9	3,806.2	5,067.7	3,797.6	2,963.7
31	8,022.1	3,596.4	5,780.5	5,780.4	4,272.0	4,007.8	5,078.3	3,711.3	12,504.1	3,290.2	7,658.6	4,161.0
32	3,464.7	3,280.3	4,316.6	5,358.5	3,751.0	7,178.9	5,928.0	9,698.7	4,481.6	2,881.4	1,979.9	12,974.0
33	5,707.8	9,475.3	3,544.2	4,276.3	7,875.8	3,544.2	4,887.4	2,541.5	4,410.4	7,417.7	5,934.9	3,962.6
34	5,346.3	6,512.5	5,500.0	5,991.0	3,692.0	7,679.1	6,156.2	4,255.1	5,047.6	3,962.6	9,356.6	3,407.4

Stream ID	Q1	Q2	Q3	Q4	Q5	Q6	Q7	Q8	Q9	Q10	Q11	Q12
35	4,808.6	5,483.2	3,290.2	3,977.1	8,334.7	3,712.4	3,489.7	6,345.7	3,565.8	6,980.3	3,418.5	7,101.9
36	5,338.4	3,597.2	4,304.6	5,265.5	6,130.4	6,215.9	9,541.1	3,809.8	4,554.3	3,638.3	3,053.7	4,429.6
37	2,881.4	3,468.8	3,365.8	3,546.1	9,658.2	6,906.1	7,351.2	5,949.3	8,636.1	3,490.2	4,787.7	4,846.0
38	6,242.8	6,896.1	4,303.8	9,599.4	12,683.1	7,728.3	5,523.4	4,454.0	5,446.7	3,742.9	6,188.1	3,899.1
39	3,581.0	3,803.8	4,118.9	5,886.8	4,863.9	5,747.3	12,793.7	3,466.0	2,241.9	3,552.1	3,815.7	3,979.5
40	7,001.6	3,666.0	7,206.9	6,219.3	3,615.6	3,891.0	4,274.7	3,685.2	5,809.8	3,379.4	6,850.2	4,559.1
41	3,285.4	12,656.8	5,594.5	3,609.8	4,002.6	5,425.1	3,748.0	6,874.8	10,379.3	3,570.5	3,992.6	4,311.4
42	4,223.0	4,276.2	11,779.7	3,401.6	5,170.8	8,048.3	4,951.6	2,277.0	3,786.0	3,594.6	6,182.2	4,407.8
43	3,237.1	6,285.0	4,189.8	4,036.8	5,291.9	4,580.7	3,584.5	4,139.1	7,598.7	6,947.8	3,754.4	5,991.1
44	7,835.3	2,222.6	3,251.5	9,346.1	12,426.5	5,245.4	4,767.0	4,735.9	5,784.3	3,664.9	3,409.8	4,730.5
45	3,136.5	3,496.0	3,742.4	4,303.7	4,582.4	6,515.1	3,830.1	5,860.8	3,938.7	3,838.0	5,809.8	8,575.9
46	3,502.2	4,091.3	6,903.4	9,263.7	2,309.6	5,299.4	6,296.7	3,463.9	3,734.0	3,658.2	5,707.6	4,118.6
47	3,692.0	3,308.9	11,790.6	4,380.5	3,962.6	6,166.7	6,979.6	4,778.3	8,888.5	5,504.9	3,108.1	7,118.5
48	4,054.1	5,246.8	6,299.4	6,108.3	4,007.1	3,632.0	2,517.1	10,880.9	5,436.1	3,290.2	3,459.4	4,011.6
49	12,963.2	3,694.6	5,979.0	4,921.3	5,024.1	3,390.0	4,245.0	7,087.4	7,540.9	3,464.5	4,714.8	6,622.4
50	2,600.2	9,040.6	6,934.0	3,635.6	3,738.5	6,863.5	3,299.0	5,812.2	3,586.7	5,000.9	3,489.9	4,387.4
51	6,880.9	6,636.5	3,977.1	4,382.3	4,661.1	5,608.3	7,067.9	3,827.0	3,565.8	4,851.5	3,426.5	6,387.8
52	4,303.7	3,390.7	4,222.3	5,610.3	6,656.9	3,558.9	3,812.3	3,379.2	2,220.8	6,044.2	6,632.5	3,619.6
53	7,562.7	5,680.6	4,001.7	5,019.6	3,681.0	6,773.0	11,344.2	4,225.3	4,056.5	3,636.9	5,387.6	7,635.7
54	5,587.6	5,717.3	5,831.2	3,597.3	3,938.6	5,375.4	9,103.9	3,313.7	4,138.6	6,088.4	4,936.3	7,856.9
55	7,605.6	6,769.8	3,725.4	5,853.7	8,655.2	6,638.2	4,961.9	2,658.9	11,669.3	3,882.3	3,896.0	4,239.0
56	3,237.1	3,740.5	4,915.2	4,158.7	3,565.8	4,052.2	5,986.1	5,879.0	11,665.2	7,497.6	6,271.6	6,925.1
57	8,373.2	5,312.9	11,374.4	4,980.3	6,042.4	7,973.1	3,632.9	2,711.1	6,631.8	4,548.8	3,793.8	3,837.5
58	3,238.5	7,789.2	6,917.0	3,954.0	8,524.3	3,757.0	4,871.4	6,318.1	5,849.8	4,429.4	5,420.8	4,661.9
59	6,706.4	5,601.1	4,391.4	11,569.5	5,364.6	6,742.8	4,382.2	8,392.5	2,489.3	3,952.6	5,157.7	3,540.2
60	3,766.3	6,494.7	3,996.0	6,948.8	5,587.5	2,346.6	3,546.9	4,542.8	4,691.9	3,490.0	3,773.5	11,890.9
61	5,366.5	4,178.4	2,724.4	5,997.9	4,123.9	3,668.4	4,138.9	6,803.3	3,144.6	3,835.6	3,940.7	4,848.6
62	6,491.1	4,295.2	3,799.3	7,607.3	3,557.1	4,189.8	2,591.7	3,380.7	3,471.1	4,056.9	5,359.6	5,776.8
63	4,349.3	5,433.1	3,708.3	6,702.3	3,628.6	3,136.5	3,851.5	2,639.6	3,709.8	5,791.2	7,670.5	4,221.2
64	5,462.7	6,706.7	4,039.7	3,885.5	3,426.4	5,549.6	4,778.3	7,353.8	9,177.1	2,573.3	6,421.6	5,273.5
65	2,600.2	3,650.9	11,454.5	3,417.9	3,172.8	6,726.8	7,448.9	5,422.3	6,227.9	8,535.7	4,059.6	4,337.6
66	13,098.5	5,966.9	3,859.9	3,851.6	4,871.3	3,596.4	6,246.3	3,404.4	7,317.1	7,121.5	6,434.1	4,287.8
67	3,091.3	11,226.9	2,574.1	5,384.6	5,995.9	3,649.2	4,021.1	3,931.2	5,730.6	3,456.7	5,136.1	4,599.2
68	3,945.8	5,130.5	3,720.3	6,843.1	4,024.4	6,832.7	4,845.5	6,016.9	6,959.6	3,812.3	3,650.4	4,354.5
69	8,322.5	4,411.9	3,585.8	4,007.2	3,229.1	3,470.1	4,231.1	4,472.3	3,568.2	7,693.2	3,936.5	5,727.8
70	8,645.3	3,266.8	4,289.9	7,586.5	4,199.6	8,006.1	3,462.3	11,386.9	8,998.7	7,801.8	4,921.1	5,260.6
71	6,005.7	9,788.7	5,103.6	3,214.8	5,897.3	4,019.6	8,041.3	3,680.8	4,731.2	6,811.2	3,506.6	3,616.0
72	6,827.8	7,813.5	5,897.3	5,033.9	3,387.4	3,670.3	6,880.9	3,790.1	12,051.5	3,498.2	6,863.9	4,093.7
73	3,496.0	4,311.4	3,952.6	5,899.9	5,038.3	5,809.8	5,169.5	8,249.9	3,838.0	3,636.9	2,574.3	11,470.2
74	6,967.3	8,131.5	5,078.9	3,984.8	7,174.2	3,874.9	6,651.9	2,704.0	4,405.0	5,833.8	5,986.5	3,699.4
75	9,711.3	7,298.8	6,124.5	5,112.8	3,477.8	7,269.3	5,809.8	3,852.9	5,038.3	3,855.5	7,793.6	3,587.5
76	3,972.4	5,575.5	3,091.3	3,649.2	6,971.0	3,718.1	3,636.9	5,237.1	3,660.1	6,623.8	3,815.5	6,575.2
77	6,534.2	3,936.6	4,040.6	5,930.9	5,251.9	4,765.1	7,656.8	3,744.2	9,151.8	3,854.2	4,089.4	4,197.6
78	3,923.3	3,692.8	3,366.1	3,570.3	7,939.2	5,773.1	4,789.6	5,142.6	7,877.2	6,262.3	6,820.4	3,982.5
79	8,259.0	4,672.8	6,209.9	7,947.5	11,323.6	6,865.5	4,318.3	4,212.0	6,677.6	3,748.3	5,350.1	4,238.2
80	3,480.8	6,402.7	8,433.2	5,328.3	6,626.1	5,296.7	11,559.4	3,326.9	2,574.1	3,988.7	3,528.9	4,466.0
81	7,943.0	2,076.7	8,182.2	3,887.6	3,410.3	3,958.0	4,717.8	4,549.9	4,163.1	3,558.9	8,149.3	4,231.2
82	3,237.1	11,300.7	4,985.6	3,562.3	3,739.2	5,318.4	4,039.7	6,358.0	7,930.7	4,036.8	3,559.1	5,251.0
83	4,010.7	3,669.1	10,643.3	6,502.4	5,945.0	7,114.4	6,694.3	2,738.5	3,750.9	3,472.8	5,327.5	4,189.9
84	3,366.2	4,831.1	3,725.0	3,973.2	4,267.1	8,604.5	3,678.6	5,026.4	7,823.5	8,066.5	4,104.2	4,408.6
85	8,797.4	3,280.4	9,172.1	7,814.7	10,672.5	5,895.0	7,161.5	9,317.9	4,892.6	7,570.1	4,303.0	3,421.5

Stream ID	Q1	Q2	Q3	Q4	Q5	Q6	Q7	Q8	Q9	Q10	Q11	Q12
86	3,498.2	3,843.4	4,047.6	3,969.4	9,518.1	5,424.0	3,599.2	4,497.8	4,963.2	3,363.9	4,695.9	7,532.1
87	3,570.3	3,458.3	4,789.6	7,369.0	2,573.3	5,919.3	5,549.5	3,707.4	7,158.7	3,829.1	4,927.1	3,956.7
88	3,834.6	3,262.8	10,598.8	4,064.2	3,348.1	5,331.9	6,102.6	6,865.4	7,827.3	9,517.1	4,290.7	5,165.7
89	3,905.1	4,360.8	4,216.2	7,905.3	3,311.2	3,716.6	2,677.6	10,451.9	4,421.9	3,467.2	4,716.1	5,777.9
90	11,744.5	3,750.9	6,724.0	4,647.7	4,407.6	2,472.7	5,054.3	7,490.5	7,761.5	2,906.7	5,897.8	5,366.5
91	2,470.3	7,672.7	7,349.1	3,793.8	3,913.0	7,222.4	3,701.5	9,913.2	3,751.1	6,209.3	4,245.0	4,154.6
92	7,728.4	5,209.8	3,213.6	4,257.4	7,548.7	9,955.7	7,362.5	3,619.9	4,465.2	6,126.4	3,690.6	5,389.7
93	4,175.8	3,870.4	3,424.3	4,972.8	5,447.3	4,001.7	6,597.5	4,240.7	2,578.6	5,055.5	5,988.7	3,877.4
94	11,730.0	4,382.1	4,484.7	6,645.9	3,664.7	4,510.8	10,435.4	4,060.1	5,007.1	3,454.2	4,292.2	8,036.2
95	4,966.1	4,724.3	6,364.5	3,621.2	3,370.9	4,818.2	6,785.1	3,576.4	4,078.3	7,063.5	6,291.0	7,508.0
96	8,537.9	10,467.1	4,491.1	6,052.1	6,664.0	7,588.5	4,329.0	3,399.2	10,886.1	3,669.9	3,928.4	3,349.7
97	3,136.1	4,396.8	6,727.0	3,444.0	3,514.6	3,942.3	4,685.3	6,720.2	11,138.0	7,223.0	7,860.0	5,698.3
98	12,469.4	4,206.3	10,464.3	4,299.3	6,207.7	6,382.3	3,322.6	3,337.7	7,420.2	3,451.4	4,451.3	3,413.1
99	3,144.6	7,197.2	11,414.9	3,854.9	6,777.0	3,656.4	6,258.8	4,416.8	8,180.1	3,987.5	6,452.5	7,338.8
100	4,724.8	4,854.6	4,324.4	9,994.0	5,996.3	6,016.2	3,692.7	7,324.1	3,405.0	3,242.2	6,936.1	3,401.6
101	8,955.2	5,678.7	3,356.7	11,445.9	4,810.8	2,675.6	4,042.8	4,274.9	7,054.5	4,235.0	3,856.8	10,376.4
102	6,335.8	4,183.0	3,376.1	4,931.3	3,413.0	3,309.5	4,142.5	9,669.4	3,829.0	4,239.8	3,452.7	4,135.5
103	8,206.1	9,490.7	3,322.6	7,212.9	4,251.3	4,162.8	3,503.8	3,126.7	4,308.1	5,024.4	4,291.3	6,899.9
104	4,079.7	6,317.9	3,882.0	5,680.4	3,744.3	2,944.0	3,655.3	2,976.6	4,579.3	7,303.3	7,156.7	5,933.7
105	6,489.5	7,823.6	3,691.9	3,454.2	3,101.4	4,512.3	7,394.8	8,179.6	7,218.4	2,675.5	4,501.5	4,617.2
106	3,320.1	2,389.9	10,017.6	4,877.1	3,103.4	5,424.0	11,943.3	6,538.0	5,176.0	6,453.7	3,306.8	4,030.6
107	11,947.1	4,432.0	4,196.0	3,557.2	4,859.6	3,163.5	5,808.1	2,569.3	10,320.8	7,910.6	7,366.0	4,829.1
108	2,943.1	10,007.3	2,978.5	4,318.3	6,630.1	2,574.5	4,047.4	4,093.8	7,064.6	4,738.4	4,445.1	4,683.4
109	3,295.4	4,224.9	3,658.3	4,464.4	4,034.9	7,841.0	6,415.4	6,757.5	8,584.5	3,828.9	3,915.4	4,361.9
110	7,747.3	4,164.4	4,512.7	2,393.1	3,015.4	3,344.9	7,332.0	4,578.2	3,989.7	12,076.8	9,699.5	5,962.5
111	8,972.9	3,364.0	4,354.0	9,670.2	3,868.4	7,841.7	3,435.4	10,125.3	7,069.9	12,200.4	4,873.0	4,452.3
112	6,625.2	6,551.4	4,450.1	5,446.7	6,089.4	3,516.2	12,351.5	4,095.5	4,712.6	7,707.4	3,947.3	3,600.9
113	9,723.0	12,126.8	5,520.2	4,372.4	5,809.1	4,196.9	8,172.9	4,179.6	10,748.9	3,636.9	3,037.1	3,718.1
114	5,423.9	9,065.1	5,009.7	6,157.9	6,392.9	4,599.6	4,434.5	6,660.9	2,671.6	3,770.2	3,429.9	10,315.4
115	8,964.8	6,538.2	6,559.4	5,033.0	8,026.9	3,826.9	7,768.1	3,150.4	4,392.5	4,532.2	6,242.7	2,574.5
116	14,057.0	9,101.3	5,605.1	4,534.6	4,299.7	7,990.7	3,794.2	4,163.7	7,203.6	2,574.5	6,813.1	3,270.3
117	3,931.2	4,291.2	2,809.2	2,436.5	8,088.1	3,750.9	3,826.9	4,594.8	4,469.8	4,409.9	6,721.6	4,629.6
118	8,066.2	4,454.5	5,037.1	5,854.0	4,416.0	3,297.1	6,341.9	3,859.5	13,197.5	3,892.4	3,931.2	3,804.4
119	4,194.0	4,373.6	2,964.7	4,299.7	6,404.2	3,757.5	3,451.4	4,581.2	8,495.6	7,423.9	7,921.4	3,494.3
120	9,450.6	3,424.8	7,385.3	6,675.6	10,387.3	8,168.9	3,701.2	4,456.0	10,026.8	3,497.8	4,471.0	4,630.3
121	3,534.1	9,158.6	12,740.1	4,267.1	7,967.5	4,322.5	10,442.1	3,288.9	3,350.8	5,024.4	3,687.5	4,684.9
122	5,788.4	2,241.2	8,189.6	4,441.9	3,515.7	4,101.0	4,189.2	4,439.4	5,247.9	3,512.7	7,779.2	4,328.4
123	3,047.5	10,328.8	4,213.3	4,330.0	4,507.8	4,636.8	3,241.1	3,198.9	7,393.6	3,892.4	2,441.0	9,572.4
124	3,349.5	2,369.6	9,408.3	9,614.2	5,808.1	7,896.3	7,964.5	3,507.4	4,058.6	4,303.1	4,413.8	5,173.4
125	2,894.5	3,213.5	4,328.5	4,125.0	3,889.9	13,224.0	4,504.3	5,619.4	8,771.9	8,069.3	3,523.8	3,722.4
126	8,264.9	3,341.6	8,866.5	6,341.9	10,185.5	5,775.1	8,082.1	13,357.7	5,126.4	7,519.0	4,500.1	3,802.3
127	3,373.3	4,090.8	3,297.1	4,368.7	13,197.0	3,091.2	3,558.9	4,312.3	6,419.6	2,241.9	3,561.3	8,208.4
128	4,401.6	2,499.9	3,451.4	6,723.5	3,170.8	5,553.2	4,677.4	3,337.1	9,240.6	3,417.7	4,267.7	4,034.0
Min	569.2	6.2	20.2	16.2	84.6	12.1	97.8	58.8	273.8	55.6	31.4	57.7
Avg	5,667.7	5,426.3	5,408.5	5,271.3	5,388.7	5,203.5	5,346.1	4,981.8	5,956.9	4,753.4	4,913.7	5,265.1
Max	14,835.6	12,656.8	13,991.1	13,175.6	14,208.0	13,224.0	12,995.8	13,357.7	13,821.2	12,200.4	9,699.5	13,474.5

Stream ID	Q13	Q14	Q15	Q16	Q17	Q18	Q19	Q20	Q21	Q22	RF1	RF2
0	141.8	11.4	13.4	37.2	97.6	387.0	153.5	38.7	391.7	35.3	67.1	39.5
1	7,014.1	3,290.1	3,830.9	5,982.9	3,358.4	9,274.8	4,273.6	8,566.7	1,194.2	3,645.2	34.2	51.4
2	3,968.2	9,809.5	3,129.6	6,425.6	13,764.4	2,309.6	6,342.5	4,068.4	3,569.1	3,802.2	39.0	48.0

Stream ID	Q13	Q14	Q15	Q16	Q17	Q18	Q19	Q20	Q21	Q22	RF1	RF2
3	3,525.4	4,097.9	6,392.9	3,887.3	6,075.6	7,990.7	3,526.7	3,795.8	2,963.3	3,856.9	40.6	46.4
4	2,917.9	9,454.6	5,565.0	3,802.6	5,069.0	2,322.5	7,158.2	3,610.2	14,063.7	3,608.1	36.9	49.9
5	4,117.6	2,989.9	13,119.6	4,545.5	3,505.3	8,306.9	8,567.9	3,021.8	1,372.1	4,585.4	38.4	45.2
6	6,343.3	3,074.5	9,351.9	2,463.6	4,760.7	4,227.3	4,180.3	3,642.2	3,353.3	4,886.4	37.8	47.4
7	3,621.6	3,530.3	4,231.2	3,451.3	8,273.7	1,606.1	4,365.2	9,272.7	7,680.2	7,690.7	37.7	46.0
8	3,385.7	3,621.6	8,780.3	3,631.7	6,617.8	4,218.5	1,137.2	7,161.4	3,568.7	2,114.9	38.8	48.6
9	13,434.3	3,180.3	7,383.8	3,520.0	5,909.6	3,185.1	5,726.3	6,786.9	8,186.3	4,338.7	41.5	44.8
10	4,263.3	7,372.6	13,264.4	2,265.9	6,765.6	9,250.7	3,628.1	3,493.6	5,809.1	3,197.4	42.4	45.1
11	3,950.5	13,109.8	1,367.2	8,149.3	6,724.8	9,251.8	4,715.0	4,529.3	3,266.8	4,333.6	40.5	45.0
12	3,365.8	4,231.2	3,341.9	8,788.3	6,721.1	5,460.3	4,895.3	4,562.0	2,027.7	5,204.6	38.6	47.2
13	3,839.7	2,074.9	4,231.2	3,147.2	12,843.7	3,530.3	3,840.3	3,526.6	2,260.5	6,776.3	37.2	52.4
14	7,279.0	3,413.5	7,927.3	3,904.0	4,687.1	5,578.8	4,873.5	8,081.4	3,632.7	3,517.3	40.9	47.3
15	2,817.4	5,515.1	7,291.3	1,711.0	9,047.8	3,322.6	4,951.4	2,443.0	4,289.8	4,305.9	40.1	47.3
16	4,382.2	7,501.0	4,302.9	5,354.7	3,391.9	3,366.9	4,290.2	4,377.5	5,774.2	8,274.9	38.2	52.8
17	2,020.4	4,222.4	8,214.8	13,240.3	5,452.0	4,289.8	3,973.9	3,408.7	5,533.1	4,163.4	42.7	48.9
18	9,155.8	2,296.5	3,712.4	3,560.2	4,655.0	3,503.1	4,082.7	3,815.9	6,215.9	4,465.3	46.6	46.5
19	3,280.4	6,264.6	4,622.0	8,446.8	5,455.0	3,074.8	4,683.2	3,739.8	7,150.7	8,892.7	38.2	48.4
20	6,267.8	8,886.3	13,207.0	2,432.2	4,396.4	7,956.4	8,543.9	4,502.9	3,440.3	4,646.5	42.1	47.7
21	4,433.6	13,045.5	5,703.8	5,758.9	5,217.6	3,649.2	8,220.9	2,610.8	9,843.6	3,979.6	45.7	46.3
22	9,098.5	13,058.3	3,991.0	2,521.7	3,650.0	5,491.2	7,891.3	3,597.8	5,497.7	4,523.4	43.1	45.3
23	3,558.9	5,834.5	12,578.3	5,833.4	3,579.4	3,602.5	3,883.4	3,856.3	4,364.8	3,084.8	43.1	48.2
24	5,239.0	6,363.7	3,520.1	3,564.6	3,920.6	7,572.0	4,515.2	3,284.0	5,673.1	7,471.7	43.4	48.8
25	9,239.0	8,266.6	3,518.2	6,045.4	2,332.9	3,040.2	4,357.4	3,393.3	5,773.4	7,085.3	38.3	48.1
26	3,588.6	8,105.8	4,048.8	3,670.4	4,714.2	3,476.4	8,068.5	7,678.0	5,267.3	8,838.5	40.1	46.6
27	3,047.9	3,298.9	7,113.5	3,520.9	12,978.9	1,973.7	4,084.9	4,465.6	10,177.6	5,856.7	43.1	47.8
28	5,780.4	4,429.1	7,291.3	5,585.8	2,680.2	4,820.3	3,504.6	8,300.3	7,493.2	12,585.0	40.1	47.5
29	3,762.6	3,718.1	3,270.9	6,192.0	5,699.9	5,248.5	4,463.3	4,285.9	3,636.9	4,910.5	40.5	47.2
30	8,355.8	5,506.6	4,678.7	3,644.5	13,036.8	6,704.4	4,150.4	3,800.6	6,001.3	9,752.3	41.4	46.4
31	2,394.2	3,859.6	3,447.3	3,128.3	4,557.1	7,017.7	4,191.8	5,873.3	9,739.9	3,812.1	39.7	49.7
32	4,760.9	4,082.3	3,685.8	7,799.2	8,233.7	3,000.4	4,836.5	3,664.6	3,454.8	5,850.3	42.0	51.3
33	3,285.4	7,678.1	3,704.3	12,589.2	6,034.6	3,812.3	4,199.0	3,210.9	5,907.0	3,914.4	45.0	48.5
34	12,138.0	6,627.1	4,427.4	4,032.5	3,759.8	5,468.6	4,408.1	2,530.3	6,090.3	3,425.8	42.6	45.6
35	3,412.4	3,722.3	4,074.6	4,877.1	12,937.2	2,346.5	4,154.3	5,366.4	4,249.4	9,796.7	49.1	46.5
36	4,858.4	2,240.8	3,447.0	3,666.2	12,695.4	6,980.3	4,294.4	3,999.8	8,334.7	5,969.4	46.6	44.9
37	4,079.1	12,431.0	4,263.3	2,064.0	4,525.7	3,074.6	6,267.2	3,381.0	4,166.9	5,520.6	41.6	46.6
38	3,907.3	5,250.2	3,725.0	6,783.9	3,780.8	4,045.2	2,898.0	4,224.7	3,851.5	3,331.1	41.0	49.1
39	4,007.2	9,588.2	5,214.2	3,625.8	3,780.0	3,773.0	7,968.7	7,388.9	8,677.2	4,064.1	40.4	47.6
40	4,584.2	5,050.0	12,336.8	3,260.0	9,886.6	2,585.1	4,492.7	4,072.1	5,038.3	5,405.2	42.3	45.4
41	3,456.7	4,263.6	2,475.7	6,184.9	6,294.0	7,512.5	4,545.9	5,776.0	4,071.4	4,880.2	42.9	46.6
42	7,089.4	3,285.0	3,836.0	5,851.8	3,370.6	9,302.0	4,031.3	7,281.5	5,567.8	3,665.6	39.6	50.3
43	3,426.4	9,399.1	4,025.8	5,300.1	12,669.5	2,573.3	6,648.9	3,586.2	4,812.5	5,288.8	39.0	49.1
44	4,231.9	4,277.0	7,372.6	3,378.0	6,141.8	7,645.2	3,388.2	4,254.8	3,475.5	3,136.6	43.5	45.4
45	3,636.9	9,589.3	5,930.1	5,107.2	5,304.1	2,529.2	5,880.0	3,879.9	12,336.8	4,259.1	40.9	47.7
46	4,241.8	4,303.7	11,669.6	5,130.9	4,343.3	6,490.5	8,801.9	3,522.9	5,760.7	3,321.7	46.5	45.2
47	5,170.8	3,489.7	9,352.1	2,378.1	4,134.7	4,168.4	4,356.9	4,412.2	5,965.6	5,842.7	38.4	47.3
48	3,571.1	3,497.8	4,351.1	3,631.2	6,805.6	6,761.2	4,846.0	9,203.4	6,426.2	7,678.3	40.1	47.1
49	3,917.1	3,965.2	8,406.7	3,636.8	6,128.3	3,738.5	6,074.0	5,122.9	3,918.1	2,758.7	41.8	47.2
50	11,990.4	3,918.1	5,664.6	4,832.6	6,212.9	3,972.4	6,099.5	5,600.3	6,828.2	3,922.8	41.0	49.2
51	3,839.3	5,828.5	11,799.9	2,449.3	5,675.2	9,238.3	4,232.0	3,327.3	5,442.4	4,154.1	40.2	48.7
52	3,950.5	11,624.9	5,840.6	7,790.5	5,720.3	9,226.6	4,847.1	5,831.9	3,352.1	4,259.9	37.4	47.9
53	3,270.9	3,748.1	4,283.2	8,437.3	6,096.2	5,076.6	4,478.9	3,858.7	2,395.6	6,229.6	38.7	45.7

Stream ID	Q13	Q14	Q15	Q16	Q17	Q18	Q19	Q20	Q21	Q22	RF1	RF2
54	3,718.2	2,447.4	4,196.9	3,941.6	11,175.8	3,535.6	4,169.4	3,651.9	6,798.6	6,867.5	38.6	50.9
55	5,809.8	3,539.3	6,142.1	4,269.3	4,165.5	5,548.7	4,414.9	7,241.6	5,038.3	3,349.1	45.3	46.5
56	4,036.8	5,259.2	5,764.9	6,862.8	8,867.7	6,368.8	4,133.6	2,681.7	3,463.1	4,089.8	39.5	50.1
57	4,033.3	7,156.4	3,255.5	6,709.0	4,319.3	3,677.1	4,410.1	4,271.2	7,724.7	6,502.6	38.2	45.1
58	2,622.3	3,551.3	6,615.9	11,635.7	5,826.4	3,253.5	4,144.5	4,505.7	5,957.2	3,413.3	40.8	44.5
59	8,607.6	6,899.7	3,366.9	3,882.6	3,312.2	4,036.8	4,166.3	4,206.0	5,882.9	3,709.8	39.5	49.2
60	3,290.2	5,677.5	5,919.4	7,800.0	5,881.2	3,489.7	4,788.6	3,767.3	6,093.1	8,390.7	39.2	52.7
61	5,420.8	8,440.0	11,594.8	7,041.4	6,595.1	7,778.1	7,113.5	3,606.5	3,874.9	5,920.9	40.2	49.2
62	4,141.2	11,447.0	5,641.9	4,802.8	6,132.8	3,439.8	7,070.1	7,136.2	8,492.7	4,008.2	38.0	44.1
63	8,462.4	11,384.6	3,758.6	7,228.6	4,295.5	5,672.9	7,343.0	4,572.3	5,985.6	3,227.4	37.7	47.0
64	3,809.2	5,894.7	11,408.9	5,394.1	3,793.0	7,227.8	3,791.7	3,654.3	3,921.2	4,159.4	39.7	44.1
65	5,206.7	5,867.6	3,490.4	6,660.9	4,038.8	6,839.6	4,079.5	4,136.9	7,025.8	5,612.0	44.1	47.9
66	7,362.0	7,089.8	3,835.6	5,265.3	2,794.1	7,448.1	4,759.7	3,343.7	4,429.8	4,284.9	46.0	47.4
67	7,801.6	6,811.0	3,535.7	4,902.0	4,130.5	3,472.8	6,122.1	7,611.6	6,229.5	8,411.4	39.1	52.4
68	3,456.7	7,483.4	6,144.8	3,520.7	11,702.4	2,199.9	4,519.0	3,797.9	8,251.7	5,539.9	39.3	45.0
69	5,425.1	3,357.4	6,881.3	5,562.2	2,578.1	5,791.1	4,138.2	6,786.7	7,670.5	11,323.1	37.3	47.2
70	2,385.8	3,640.5	3,000.0	3,386.0	4,563.5	6,371.6	4,841.0	4,513.5	3,582.4	7,419.2	37.8	47.3
71	6,827.8	4,235.5	7,360.1	2,397.9	11,753.3	6,811.0	4,911.2	4,295.3	3,451.4	7,976.5	43.4	46.8
72	2,496.3	4,045.2	3,790.1	4,075.0	4,251.2	5,634.1	5,335.2	5,705.7	7,906.3	5,561.0	49.6	49.9
73	6,880.4	3,771.4	7,852.5	6,932.0	7,079.0	4,160.3	4,390.8	4,066.4	3,091.4	5,229.9	40.5	45.6
74	3,207.1	6,433.3	7,873.4	11,581.9	5,453.8	3,877.6	4,350.8	4,158.0	5,328.3	3,750.7	39.7	47.0
75	10,521.0	5,976.2	4,140.6	3,991.0	3,955.0	5,225.0	4,552.4	2,603.1	6,969.8	4,031.2	42.9	43.9
76	3,490.0	7,901.3	3,696.9	6,774.6	11,787.4	2,574.1	4,346.7	5,987.5	4,861.9	7,990.5	42.9	47.5
77	6,689.9	2,474.1	3,470.9	3,741.0	11,095.6	6,372.2	6,274.5	3,455.2	7,260.2	5,335.0	41.2	53.2
78	8,389.5	11,349.7	4,186.9	2,645.8	3,838.2	4,102.3	5,609.2	6,436.9	3,948.5	5,894.3	39.2	45.6
79	3,573.7	5,893.3	3,692.8	5,776.4	3,170.6	3,948.5	3,154.7	8,538.2	3,390.3	4,819.9	42.6	52.6
80	3,649.2	7,860.4	5,901.0	5,040.7	4,182.0	4,034.1	6,129.6	6,553.3	7,174.2	4,020.2	41.9	51.4
81	8,537.4	3,807.0	11,323.6	3,533.0	8,229.5	3,404.4	10,185.0	5,611.5	7,150.7	4,441.7	46.7	45.0
82	4,186.9	8,575.1	2,591.7	5,629.1	6,971.2	7,183.1	4,127.6	5,977.2	4,138.9	5,468.5	46.5	48.5
83	5,417.3	3,499.7	5,549.3	5,026.2	4,342.9	7,744.3	4,397.1	6,518.0	9,420.1	3,823.6	39.5	46.0
84	3,348.1	7,654.0	3,967.4	5,979.1	11,624.2	2,417.5	5,808.2	3,744.6	6,921.9	6,683.6	42.2	47.1
85	3,492.3	5,059.6	3,379.7	4,365.2	5,583.5	5,076.5	4,624.6	2,489.9	3,074.8	4,040.8	42.6	52.2
86	3,886.8	6,981.5	4,929.7	6,249.5	7,437.1	2,496.3	6,600.3	6,001.7	11,442.0	4,068.1	51.6	52.0
87	6,238.4	4,000.9	10,114.0	7,123.2	4,080.9	5,658.8	7,640.8	4,034.6	10,458.4	4,343.8	45.0	47.7
88	5,876.3	3,962.6	7,758.3	2,533.0	4,109.5	6,184.6	4,340.4	4,115.0	9,679.1	5,003.3	38.4	46.1
89	3,830.0	3,637.8	4,158.7	4,001.9	5,489.7	10,661.2	6,723.4	6,916.4	7,196.3	7,274.4	39.4	46.8
90	3,826.9	3,752.1	6,379.0	4,401.6	6,893.8	3,948.5	10,151.9	4,625.0	3,692.7	3,100.5	39.4	48.1
91	10,312.5	3,671.7	4,548.8	5,875.6	5,560.7	4,079.7	5,382.3	6,117.2	5,568.8	3,404.3	41.6	45.9
92	4,749.6	4,760.7	10,304.6	2,792.5	6,290.2	7,637.8	4,486.5	3,228.0	4,469.0	4,195.4	43.9	49.0
93	3,652.6	10,205.8	10,035.2	7,355.7	6,241.6	7,656.8	4,376.4	7,030.9	3,499.7	5,521.9	44.9	51.5
94	3,136.2	3,349.7	8,509.1	6,482.2	6,866.8	4,201.0	4,390.4	3,484.0	3,214.9	8,104.1	41.8	50.2
95	3,599.2	2,573.3	3,738.5	4,393.1	10,096.1	3,918.1	5,323.7	4,017.8	11,362.8	5,714.8	38.5	45.4
96	4,282.8	3,793.8	5,370.2	3,998.5	5,010.1	5,124.2	3,940.1	7,207.8	6,249.8	3,179.8	40.6	47.3
97	3,454.2	4,235.5	4,512.3	10,747.3	6,743.1	8,509.1	4,384.0	3,228.9	4,670.7	3,470.1	49.0	49.2
98	4,355.5	8,052.2	2,450.1	8,104.7	4,248.9	3,400.2	4,840.2	5,085.8	10,467.1	4,602.4	40.8	47.8
99	2,675.5	3,163.8	5,368.8	10,076.8	4,659.3	4,670.7	4,379.5	4,338.4	4,852.0	4,004.2	44.8	48.1
100	6,624.7	11,397.3	3,748.3	6,605.5	4,452.0	3,456.6	4,059.4	6,316.5	5,179.9	4,141.5	39.4	46.9
101	3,144.6	6,491.1	7,158.5	7,252.5	5,123.0	3,854.9	4,516.8	3,792.0	4,105.9	6,448.6	39.7	46.4
102	6,463.6	6,260.7	10,286.5	11,535.7	7,546.4	7,134.3	6,438.9	2,353.8	4,038.9	7,158.3	39.1	49.9
103	3,891.0	10,179.9	4,406.7	3,380.1	8,037.0	2,393.1	5,638.2	11,714.1	6,374.2	4,240.9	38.8	43.7
104	6,380.0	10,236.6	3,795.8	11,625.4	9,330.8	4,843.0	5,563.0	4,194.7	5,012.7	4,323.2	42.2	49.1

Stream ID	Q13	Q14	Q15	Q16	Q17	Q18	Q19	Q20	Q21	Q22	RF1	RF2
105	4,210.6	6,273.0	10,268.6	4,437.4	3,852.3	11,625.3	3,720.4	3,921.5	4,910.1	4,044.8	37.9	46.4
106	4,371.8	6,788.2	4,438.3	9,778.3	4,772.3	7,131.8	4,186.6	4,084.3	7,728.4	4,550.8	41.0	53.2
107	6,343.3	7,821.1	4,325.7	4,542.9	3,616.3	11,713.9	4,598.6	2,975.7	4,298.0	3,531.7	39.6	56.7
108	12,112.6	5,339.2	3,742.8	8,729.8	3,831.3	4,303.0	4,631.2	7,364.0	7,874.8	6,417.8	41.0	50.7
109	4,910.1	11,765.2	4,512.3	3,259.4	10,500.3	2,675.6	7,864.9	3,757.2	6,379.2	4,511.6	39.5	50.6
110	4,343.5	5,069.5	3,578.3	4,260.6	3,575.4	7,707.7	4,684.9	4,536.6	8,189.0	10,025.7	38.7	46.8
111	2,322.5	3,505.4	2,937.5	3,430.3	4,680.1	6,127.0	5,082.5	4,446.2	4,053.3	7,464.8	41.2	45.0
112	8,189.4	3,840.2	7,017.3	2,662.8	10,776.8	4,410.0	4,717.1	4,166.0	3,671.8	6,487.9	38.6	45.4
113	3,101.0	3,488.9	3,535.6	4,440.8	2,675.1	3,578.0	8,065.9	3,703.9	7,457.7	9,657.5	40.7	49.0
114	8,017.0	3,530.3	12,289.7	7,181.4	5,602.2	4,038.8	4,156.3	4,525.6	3,403.0	4,288.5	42.1	47.8
115	2,856.8	4,550.7	12,300.7	10,440.9	4,535.2	3,750.9	4,471.8	4,025.5	4,347.5	3,771.6	40.4	46.0
116	9,858.2	3,790.4	4,094.5	3,482.6	4,114.0	4,343.6	4,203.9	3,198.0	7,939.9	4,968.8	48.1	46.2
117	4,984.1	12,327.4	3,691.9	7,738.7	10,649.9	3,170.8	4,383.7	6,145.6	6,690.5	6,507.8	40.6	50.0
118	7,707.7	3,273.5	3,055.1	4,465.9	10,346.1	4,410.0	9,907.9	2,523.2	8,189.1	4,378.7	45.5	47.6
119	12,701.4	10,173.9	4,985.6	3,429.1	2,850.0	4,033.0	4,817.7	8,807.2	3,330.4	6,246.7	43.7	47.4
120	3,719.6	5,745.1	4,351.1	3,291.4	3,797.5	3,514.3	3,999.8	12,822.5	1,905.0	5,802.0	43.0	49.0
121	3,348.1	6,329.5	6,014.4	6,571.0	3,979.5	3,908.0	4,665.7	5,209.3	7,419.5	3,584.4	40.6	47.7
122	13,194.9	4,257.9	10,001.6	3,003.1	6,645.5	3,434.3	9,169.6	5,054.6	6,392.9	4,452.8	45.2	50.0
123	4,917.3	12,867.6	3,306.4	3,392.4	8,391.6	8,275.7	4,207.8	5,802.0	4,279.7	7,667.8	41.6	46.8
124	3,379.7	2,975.8	7,432.2	4,162.0	4,513.6	6,343.3	4,732.9	4,507.7	14,251.9	4,306.5	37.2	49.3
125	1,918.3	6,374.8	4,378.6	5,926.3	10,327.8	3,376.0	5,026.5	3,597.3	9,817.9	7,407.9	39.1	49.8
126	4,556.9	5,064.6	3,518.6	3,615.6	4,753.5	3,827.8	4,610.9	2,072.6	3,634.1	4,204.6	41.5	50.2
127	3,967.9	6,541.9	5,197.7	6,844.3	7,770.5	3,311.5	6,124.1	9,720.6	11,035.4	4,399.5	45.0	50.9
128	7,360.1	4,134.3	9,337.4	8,105.1	4,492.2	3,314.4	8,535.4	3,582.7	14,410.7	5,122.6	36.7	49.6
Min	141.8	11.4	13.4	37.2	97.6	387.0	153.5	38.7	391.7	35.3	34.2	39.5
Avg	5,143.3	5,909.4	5,825.9	5,341.9	6,133.5	5,032.6	5,139.0	4,845.5	5,868.1	5,242.8	41.5	47.9
Max	13,434.3	13,109.8	13,264.4	13,240.3	13,764.4	11,713.9	10,185.0	12,822.5	14,410.7	12,585.0	67.1	56.7

Benchmark Sponsor: Brad Carlile
 Dir. Strategic Applications Engineering (SAE)
 Oracle
 3295 NW 211th Terrace
 Hillsboro OR 97124

November 11, 2011

I verified the TPC Benchmark™ H performance of the following configuration:

Platform: **SPARC T4-4 Server**
 Database Manager: **Oracle Database 11g Release 2 Enterprise Edition with Partitioning**
 Operating System: **Oracle Solaris 11 11/11**

The results were:

CPU (Speed)	Memory	Disks	QphH@3,000GB
SPARC T4-4 Server			
4 x SPARC T4 (3.00GHz)	1024GB	144 x 300GB 15Krpm SAS 8 x 300GB 10Krpm (internal)	205,792.0

In my opinion, this performance result was produced in compliance with the TPC’s requirements for the benchmark. The following verification items were given special attention:

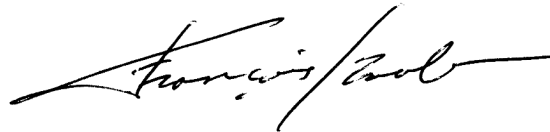
- The database records were defined with the proper layout and size
- The database population was generated using DBGEN
- The database was properly scaled to 3,000GB and populated accordingly
- The compliance of the database auxiliary data structures was verified
- The database load time was correctly measured and reported
- The required ACID properties were verified and met

- The query input variables were generated by QGEN
- The query text was produced using minor modifications and one query variant
- The execution of the queries against the SF1 database produced compliant answers
- A compliant implementation specific layer was used to drive the tests
- The throughput tests involved 128 query streams
- The ratio between the longest and the shortest query was such that no query timings were adjusted
- The execution times for queries and refresh functions were correctly measured and reported
- The repeatability of the measured results was verified
- The system pricing was verified for major components and maintenance
- The major pages from the FDR were verified for accuracy

Additional Audit Notes:

None.

Respectfully Yours,

A handwritten signature in black ink, appearing to read "François Raab", written in a cursive style.

François Raab
President

Table of Contents

0	General Items	22
0.1	Benchmark Sponsor	22
0.2	Parameter Settings	22
0.3	Configuration Diagram	22
1	Clause 1 - Logical Database Design	24
1.1	Database Definition Statements	24
1.2	Physical Organization	24
1.3	Horizontal Partitioning	24
1.4	Replication	24
1.5	Tunable Parameters	24
2	Clause 2 - Queries and Refresh Functions	25
2.1	Query Language	25
2.2	QGen Version Verification	25
2.3	Query Text and Output Data from Qualification Database	25
2.4	Query Substitution Parameters and Seeds Used	25
2.5	Query Isolation Level	25
2.6	Source Code of Refresh Functions	25
3	Clause 3 - Database System Properties Related Items	26
3.1	ACID Properties	26
3.2	Atomicity	26
3.2.1	Completed Transaction.....	26
3.2.2	Aborted Transaction.....	26
3.3	Consistency	26
3.3.1	Consistency Test.....	26
3.4	Isolation	27
3.4.1	Read-Write Conflict with Commit.....	27
3.4.2	Read-Write Conflict with Rollback.....	27
3.4.3	Write-Write Conflict with Commit.....	27
3.4.4	Write-Write Conflict with Rollback.....	27
3.4.5	Concurrent Progress of Read and Write Transactions.....	28
3.4.6	Read-Only Query Conflict with Update Transaction.....	28
3.5	Durability	28
3.5.1	Failure of a Durable Medium.....	28
3.5.2	Failure of Write-Back Cache on a Controller.....	28
3.5.3	System Crash / Memory Failure / Loss of External Power.....	29
4	Clause 4 - Scaling and Database Population	30
4.1	Ending Cardinality of Tables	30
4.2	Distribution of Tables and Logs Across Media	30
4.3	Database partition/replication mapping	30
4.4	Data redundancy mechanisms	30
4.5	Modifications to the DBGEN	31
4.6	Database Load Time	31

4.7 Data Storage Ratio	31
4.8 Database Load Mechanism Details and Illustration	31
4.9 Qualification Database Configuration	32
4.10 Memory Ratio	32
5 Clause 5 - Performance Metrics and Execution Rules	33
5.1 System Activity Between Load and Performance Tests	33
5.2 Steps in the Power Test	33
5.3 Timing Intervals for Each Query and Refresh Functions	33
5.4 Number of Streams for the Throughput Test	33
5.5 Start and End Date/Times for Each Query Stream	33
5.6 Total Elapsed Time of the Measurement Interval	33
5.7 Refresh Function Start Date/Time and Finish Date/Time	33
5.8 Performance Metrics	34
5.9 The Performance Metric and Numerical Quantities from Both Runs	34
5.10 System Activity Between Performance Tests	34
5.11 Query Output validation	34
6 Clause 6 - SUT and Driver Implementation	35
6.1 Driver	35
6.2 Implementation-Specific Layer	35
6.3 Profile-Directed Optimization	35
7 Clause 7 - Pricing	36
7.1 Hardware and Software Used	36
7.2 Total Three-Year Price	36
7.3 Availability Date	36
7.4 Benchmark Performance Metric	36
8 Supporting Files Index Table	37
9 Auditor's Information and Attestation Letter	38

TPC Benchmark H Overview

The TPC Benchmark™ H (TPC-H) is a Decision Support benchmark. It is a suite of business-oriented ad-hoc queries and concurrent modifications. The queries and the data populating the database have been chosen to have broad industry-wide relevance while maintaining a sufficient degree of ease of implementation. This benchmark illustrates Decision Support systems that:

- Examine large volumes of data
- Execute queries with a high degree of complexity
- Give answers to critical business questions

TPC-H evaluates the performance of various Decision Support systems by the execution of sets of queries against a standard database under controlled conditions. The TPC-H queries:

- Give answers to real-world business questions
- Simulate generated ad-hoc queries
- Are far more complex than most OLTP transactions
- Include a rich breadth of operators and selectivity constraints
- Generate intensive activity on the part of the database server component of the system under test
- Are executed against a database complying to specific population and scaling requirements
- Are implemented with constraints derived from staying closely synchronized with an on-line production database

0 General Items

0.1 Benchmark Sponsor

A statement identifying the benchmark sponsor(s) and other participating companies must be provided.

Oracle Corporation is the sponsor of this TPC-H benchmark.

0.2 Parameter Settings

Settings must be provided for all customer-tunable parameters and options that have been changed from the defaults found in actual products, including but not limited to:

- *Database Tuning Options*
- *Optimizer/Query execution options*
- *Query processing tool/language configuration parameters*
- *Recovery/commit options*
- *Consistency/locking options*
- *Operating system and configuration parameters*
- *Configuration parameters and options for any other software component incorporated into the pricing structure*
- *Compiler optimization options*

The Supporting Files Archive contains the system and Oracle parameters used in this benchmark.

0.3 Configuration Diagram

Provide diagrams of both the measured and priced configurations, accompanied by a description of the differences.

Measured Configuration:

SPARC T4-4 Server Server, was configured with:

- 4 SPARC T4 3GHz processors
- 1 TB memory
- 1 Ethernet controller
- 8 300GB internal SAS disk drives
- 12 8Gb/s dual port FC-AL controllers
- 12 Sun Storage 2540 M2 Arrays, each containing 12 300GB 15K RPM SAS disks

Priced Configuration:

SPARC T4-4 Server Server, was configured with:

Same components as the Measured Configuration with the addition of

- Sun Fire X4170 M2 Server as the system console.

System Under Test

SPARC T4-4 Server

4 SPARC T4 3.0 GHz processors

1 TB Memory


8 300GB SAS Internal disks

Oracle Solaris 11 11/11

Oracle 11g Release 2 Enterprise Edition




24 8Gb/s FC cables



12 Sun Storage 2540 M2 Arrays

Each 2540 M2 has:

- 12 300GB 15K RPM SAS disks
- 2 controllers w/ 2GB cache
- 2 FC connections to T4-4



1 Sun Fire X4170-M2 Server

1 Clause 1 - Logical Database Design

1.1 Database Definition Statements

Listings must be provided for all table definition statements and all other statements used to set up the test and qualification databases. All listings must be reported in the supporting files archive.

The Supporting Files Archive contains the programs and scripts that create and analyze the tables and indexes for the TPC-H database.

1.2 Physical Organization

The physical organization of tables and indices within the test and qualification databases must be disclosed. If the column ordering of any table is different from that specified in Clause 1.4, it must be noted. The physical organization of tables must be reported in the supporting files archive.

No record clustering or index clustering was used. Column ordering was changed for some tables. Refer to the table create statements in the Supporting Files Archive for further details.

1.3 Horizontal Partitioning

Horizontal partitioning of tables and rows in the test and qualification databases (see Clause 1.5.4) must be disclosed. Scripts to perform horizontal partitioning must be reported in the supporting files archive.

Horizontal partitioning was used for all tables except NATION and REGION. Refer to the table/index create statements in the Supporting Files Archive for more details.

1.4 Replication

Any replication of physical objects must be disclosed and must conform to the requirements of Clause 1.5.7. Scripts to perform any replication must be reported in the supporting files archive.

No replication was used.

1.5 Tunable Parameters

Script or text for all hardware and software tunable parameters must be reported in the supporting files archive.

All hardware and software parameters changed from their defaults are reported in the Supporting Files Archive.

2 Clause 2 - Queries and Refresh Functions

2.1 Query Language

The query language used to implement the queries must be identified.

SQL was the query language used to implement all queries.

2.2 QGen Version Verification

*The version number, release number, modification number, and patch level of **QGen** must be disclosed. Any modifications to the **QGen** (see Clause 2.1.4) source code (see Appendix D) must be reported in the supporting files archive.*

QGen from TPC-H Rev. 2.14.2 was used for this publication.

2.3 Query Text and Output Data from Qualification Database

The executable query text used for query validation must be disclosed along with the corresponding output data generated during the execution of the query text against the qualification database. If minor modifications (see Clause 2.2.3) have been applied to any functional query definitions or approved variants in order to obtain executable query text, these modifications must be disclosed and justified. The justification for a particular minor query modification can apply collectively to all queries for which it has been used. The output data for the power and throughput tests must be made available electronically upon request.

The Supporting Files Archive contains the executable query text and query output.

2.4 Query Substitution Parameters and Seeds Used

The query substitution parameters used for all performance tests must be disclosed in tabular format, along with the seeds used to generate these parameters.

The Supporting Files Archive contains the seed and query substitution parameters.

2.5 Query Isolation Level

The isolation level used to run the queries must be disclosed. If the isolation level does not map closely to the levels defined in Clause 3.4, additional descriptive detail must be provided.

The queries and transactions were run with isolation Level 3 (repeatable read).

2.6 Source Code of Refresh Functions

The details of how the refresh functions were implemented must be disclosed (including source code of any non-commercial program used).

The refresh functions are in Clause8/RF_source in the Supporting Files Archive.

3 Clause 3 - Database System Properties Related Items

3.1 ACID Properties

The results of the ACID tests must be disclosed along with a description of how the ACID requirements were met. All code (including queries, stored procedures etc.) used to test the ACID requirements and their entire output must be reported in the supporting files archive.

Tests conducted to demonstrate compliance for each of the ACID requirements is detailed in the following section. Source code for the ACID test is included in the Supporting Files Archive.

3.2 Atomicity

The system under test must guarantee that transactions are atomic; the system will either perform all individual operations on the data, or will assure that no partially-completed operations leave any effects on the data.

3.2.1 Completed Transaction

Perform the ACID Transaction for a randomly selected set of input data and verify that the appropriate rows have been changed in the ORDERS, LINEITEM, and HISTORY tables

1. The total price from the ORDERS table and the extended price from the LINEITEM table were retrieved for a randomly selected order key.
2. The ACID Transaction was performed using the order key from step 1.
3. The ACID Transaction committed.
4. The total price from the ORDERS table and the extended price from the LINEITEM table were retrieved for the same order key. It was verified that the appropriate rows had been changed.

3.2.2 Aborted Transaction

Perform the ACID Transaction for a randomly selected set of input data, substituting a ROLLBACK of the transaction for the COMMIT of the transaction. Verify that the appropriate rows have not been changed in the ORDERS, LINEITEM, and HISTORY tables.

1. The total price from the ORDERS table and the extended price from the LINEITEM table were retrieved for a randomly selected order key.
2. The ACID Transaction was performed using the order key from step 1. The transaction was stopped prior to the commit.
3. The ACID Transaction was ROLLED BACK.
4. The total price from the ORDERS table and the extended price from the LINEITEM table were retrieved for the same order key. It was verified that the appropriate rows had not been changed.

3.3 Consistency

Consistency is the property of the application that requires any execution of transactions to take the database from one consistent state to another.

3.3.1 Consistency Test

Verify that ORDERS and LINEITEM tables are initially consistent, submit the prescribed number of ACID Transactions with randomly selected input parameters, and re-verify the consistency of the ORDERS and LINEITEM.

1. The consistency of the ORDERS and LINEITEM tables was verified based on a sample of order keys.
2. 100 ACID Transactions were submitted by each of 129 execution streams.

3. The consistency of the ORDERS and LINEITEM tables was re-verified.

3.4 Isolation

Operations of concurrent transactions must yield results which are indistinguishable from the results which would be obtained by forcing each transaction to be serially executed to completion in the proper order.

3.4.1 Read-Write Conflict with Commit

Demonstrate isolation for the read-write conflict of a read-write transaction and a read-only transaction when the read-write transaction is committed.

1. An ACID Transaction was started for a randomly selected O_KEY, L_KEY, and DELTA. The ACID Transaction was suspended prior to COMMIT.
2. An ACID Query was started for the same O_KEY used in step 1. The ACID Query blocked and did not see the uncommitted changes made by the ACID Transaction.
3. The ACID Transaction was resumed and COMMITTED.
4. The ACID Query completed. It returned the data as committed by the ACID Transaction.

3.4.2 Read-Write Conflict with Rollback

Demonstrate isolation for the read-write conflict of a read-write transaction and a read-only transaction when the read-write transaction is rolled back.

1. An ACID Transaction was started for a randomly selected O_KEY, L_KEY, and DELTA. The ACID Transaction was suspended prior to ROLLBACK.
2. An ACID Query was started for the same O_KEY used in step 1. The ACID Query did not see the uncommitted changes made by the ACID Transaction.
3. The ACID Transaction was ROLLED BACK.
4. The ACID Query completed.

3.4.3 Write-Write Conflict with Commit

Demonstrate isolation for the write-write conflict of two update transactions when the first transaction is committed.

1. An ACID Transaction, T1, was started for a randomly selected O_KEY, L_KEY, and DELTA. T1 was suspended prior to COMMIT.
2. Another ACID Transaction, T2, was started using the same O_KEY and L_KEY and a randomly selected DELTA.
3. T2 waited.
4. T1 was allowed to COMMIT and T2 completed.
5. It was verified that $T2.L_EXTENDEDPRICE = T1.L_EXTENDEDPRICE + (DELTA1 * (T1.L_EXTENDEDPRICE / T1.L_QUANTITY))$

3.4.4 Write-Write Conflict with Rollback

Demonstrate isolation for the write-write conflict of two update transactions when the first transaction is rolled back.

1. An ACID Transaction, T1, was started for a randomly selected O_KEY, L_KEY, and DELTA. T1 was suspended prior to ROLLBACK.
2. Another ACID Transaction, T2, was started using the same O_KEY and L_KEY and a randomly selected DELTA.
3. T2 waited.
4. T1 was allowed to ROLLBACK and T2 completed.
5. It was verified that $T2.L_EXTENDEDPRICE = T1.L_EXTENDEDPRICE$.

3.4.5 Concurrent Progress of Read and Write Transactions

Demonstrate the ability of read and write transactions affecting different database tables to make progress concurrently.

1. An ACID Transaction, T1, was started for a randomly selected O_KEY, L_KEY, and DELTA. T1 was suspended prior to ROLLBACK.
2. Another Transaction, T2, was started which did the following:

For random values of PS_PARTKEY and PS_SUPPKEY, all columns of the PARTSUPP table for which PS_PARTKEY and PS_SUPPKEY are equal, are returned.

3. T2 completed.
4. T1 was allowed to COMMIT.
5. It was verified that appropriate rows in ORDERS, LINEITEM and HISTORY tables were changed.

3.4.6 Read-Only Query Conflict with Update Transaction

Demonstrate that the continuous submission of arbitrary (read-only) queries against one or more tables of the database does not indefinitely delay update transactions affecting those tables from making progress.

1. A Transaction, T1, executing Q1 against the qualification database, was started using a randomly selected DELTA.
2. An ACID Transaction T2, was started for a randomly selected O_KEY, L_KEY and DELTA.
3. T2 completed and appropriate rows in the ORDERS, LINEITEM and HISTORY tables had been changed.
4. Transaction T1 completed executing Q1.

3.5 Durability

The SUT must guarantee durability: the ability to preserve the effects of committed transactions and insure database consistency after recovery from any one of the failures listed in Clause 3.5.3.

3.5.1 Failure of a Durable Medium

Guarantee the database and committed updates are preserved across a permanent irrecoverable failure of any single durable medium containing TPC-H database tables or recovery log tables.

The disks containing the TPC-H tables and indexes are mirrored across the 2540 M2 arrays using Oracle ASM while the log files are mirrored across the 2540 M2 arrays using Solaris Volume Manager (SVM). Each disk contains table, index and log files, therefore a failure of one device fails database tables and indexes, and log files.

The following steps were performed to induce a failure of a single disk in an array.

1. The ORDERS and LINEITEM tables were verified to be consistent.
2. 129 streams of the ACID transaction were started.
3. After more than 100 transactions from each stream completed, one of the disks in an array was removed inducing the failure of the disk.
4. Because mirroring was used across the arrays the transactions continued without any interruption.
5. A sample from the durability success file was matched against the contents for the HISTORY table and it was verified that no committed transactions had been lost.
6. The ORDERS and LINEITEM tables were verified to be consistent.

3.5.2 Failure of Write-Back Cache on a Controller

The storage arrays containing TPC-H tables and indexes are mirrored using Oracle ASM while the log files on the same arrays are mirrored using SVM.

The following steps were performed to induce a failure of a single controller and write-back cache in an array containing transaction data.

1. The ORDERS and LINEITEM tables were verified to be consistent.
2. 129 streams of the ACID transaction were started.
3. After more than 100 transactions from each stream complete, one of the fibre cables between the host and one of the 2540 M2 arrays was disconnected inducing the controller failure.
4. Because mirroring was used across the arrays the transactions continued without interruption.
5. A sample from the durability success file was matched against the contents for the HISTORY table and it was verified that no committed transactions had been lost.
6. The ORDERS and LINEITEM tables were verified to be consistent.

3.5.3 System Crash / Memory Failure / Loss of External Power

System Crash: Guarantee the database and committed updates are preserved across an instantaneous interruption (system crash/system hang) in processing which requires the system to reboot to recover.

Memory Failure: Guarantee the database and committed updates are preserved across failure of all or part of memory (loss of contents).

Loss of External Power: Guarantee the database and committed updates are preserved during the loss of all external power for an indefinite time period

Each of these requirements were satisfied in a single test. The following steps were performed.

1. The ORDERS and LINEITEM tables are verified to be consistent.
2. 129 streams of the ACID transactions are started
3. After more than 100 transactions from each stream has completed, the power breakers to the host are turned off thus halting processing immediately and indefinitely.
4. Power was restored to the host, the system was started, along with the database.
5. A sample from the durability success file was matched against the contents for the HISTORY table and it was verified that no committed transactions had been lost.
6. The ORDERS and LINEITEM tables were verified to be consistent.

4 Clause 4 - Scaling and Database Population

4.1 Ending Cardinality of Tables

The cardinality (i.e., the number of rows) of each table of the test database, as it existed at the completion of the database load (see clause 4.2.5) must be disclosed.

Table	Rows
Lineitem	18,000,048,306
Orders	4,500,000,000
Partsupp	2,400,000,000
Part	600,000,000
Customer	450,000,000
Supplier	30,000,000
Nation	25
Region	5

4.2 Distribution of Tables and Logs Across Media

The distribution of tables and logs across all media must be explicitly described.

The TPC-H tables, indexes, logs and temporary tables are distributed across the Sun Storage 2540 M2 Arrays. Each 2540 M2 array has 12 300GB disks. Each disk from the arrays are formatted to have three slices, s0, s1 and s3. Oracle ASM is used for mirroring of the tables and indexes across s0 and for striping of temp table across s3. Solaris Volume Manager is used for mirroring of the log files across s1. Please see the scripts to generate the disk groups in the Supporting Files Archive in Clause2/DB_creation_scripts.

4.3 Database partition/replication mapping

The mapping of database partitions/replications must be explicitly described.

The database was not replicated.

Horizontal partitioning was used for base tables LINEITEM, ORDERS, PARTSUPP, PART, SUPPLIER and CUSTOMER. The details for this partitioning can be understood by examining the syntax of the table and index definition statements in Supporting Files Archive.

4.4 Data redundancy mechanisms

Implementations may use data redundancy mechanism(s). The type of data redundancy mechanisms(s) and any configuration parameters, i.e., RAID level must be disclosed for each device.

Items	Storage Redundancy Levels
Base Tables	Level Three
Auxiliary Data Structures	Level Three
DBMS Temporary Space	Level Zero
OS and DBMS Software	Level One
Oracle Redo Logs	Level Three

4.5 Modifications to the DBGEN

*The version number, release number, modification number, and patch level of **DBGen** must be disclosed. Any modifications to the **DBGen** (see Clause 4.2.1) source code (see Appendix D) must be reported in the supporting files archive.*

DBGen from TPC-H Rev. 2.14.2 was used for this result.

4.6 Database Load Time

The database load time for the test database (see clause 4.3) must be disclosed.

The database load time was 4:08:29.

4.7 Data Storage Ratio

The data storage ratio must be disclosed. It is computed as the ratio between the total amount of priced disk space, and the chosen test database size as defined in Clause 4.1.3.

The data storage ratio is computed from the following information:

Disk Type	# Of Disks	Space Per Disk*	Sub-Total Disk Space**
2540 M2 External	144	300GB	43,200 GB
Internal SAS	8	300GB	2,400 GB
		Total Space	45,600
		Data Storage Ratio	15.2

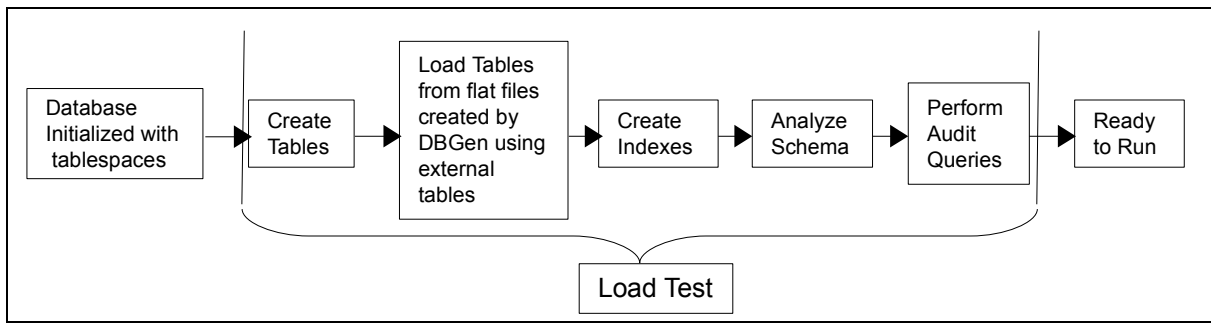
* Disk manufacturer definition of one GB is 10^9 bytes

**In this calculation one GB is defined as 2^{30} bytes

4.8 Database Load Mechanism Details and Illustration

The details of the database load must be reported in the supporting files archive. Disclosure of the load procedure includes all steps, scripts, input and configuration files required to completely reproduce the test and qualification databases. A block diagram illustrating the overall process must be disclosed.

The database was loaded using data stored on flat files that are all on the tested and priced configurations. Oracle created external tables using the files that were created by the DBGEN program.



4.9 Qualification Database Configuration

Any differences between the configuration of the qualification database and the test database must be disclosed.

The qualification database used the same scripts to create and load the data with adjustments for the size difference between the test database and the qualification database.

4.10 Memory Ratio

The memory to database size ratio must be disclosed.

The memory to database size ratio is 33.3.

5 Clause 5 - Performance Metrics and Execution Rules

5.1 System Activity Between Load and Performance Tests

*Any system activity on the SUT that takes place between the conclusion of the load test and the beginning of the performance test must be fully reported in the **supporting files archive** including listings of scripts, command logs and system activity .*

There was no system activity on the SUT between the conclusion of the load and the beginning of the performance test.

5.2 Steps in the Power Test

*The details of the steps followed to implement the power test (.e.g., system boot, database restart, etc.) must be reported in the **supporting files archive**.*

The following steps were used to implement the power test:

1. RF1 Refresh Transaction
2. Stream 00 Execution
3. RF2 Refresh Transaction

5.3 Timing Intervals for Each Query and Refresh Functions

*The timing intervals (see Clause 5.3.7) for each query and for both refresh functions must be reported for the power test. The output for each query and for both refresh functions must be reported in the **supporting files archive**.*

The timing intervals for each query and for both refresh functions are contained in the Numerical Quantities section of the Executive Summary, located at the beginning of this document.

5.4 Number of Streams for the Throughput Test

The number of execution streams used for the throughput test must be disclosed.

128 streams were used for the throughput test.

5.5 Start and End Date/Times for Each Query Stream

*The start time and finish time for each query stream for the throughput test must be disclosed. The output for each query stream for the throughput test must be reported in the **supporting files archive**.*

The throughput test start time and finish time for each stream are contained in the Numerical Quantities section of the Executive Summary, located at the beginning of this document.

5.6 Total Elapsed Time of the Measurement Interval

The total elapsed time of the measurement interval (see Clause 5.3.6) must be reported for the throughput test.

The total elapsed time of the throughput test is contained in the Numerical Quantities section of Executive Summary, located at the beginning of this document.

5.7 Refresh Function Start Date/Time and Finish Date/Time

The start time and, finish time for each refresh function in the refresh stream for the throughput test must be

disclosed. The output of each refresh function in the refresh stream for the throughput test must be reported in the **supporting files archive**.

The start and finish times for each refresh function in the refresh stream are contained in the Numerical Quantities section of the Executive Summary, located at the beginning of this document.

5.8 Performance Metrics

The computed performance metric, related numerical quantities and price performance metric must be reported.

The performance metrics, and the numbers on which they are based, are contained in the Numerical Quantities section of the Executive Summary, located at the beginning of this document.

5.9 The Performance Metric and Numerical Quantities from Both Runs

The performance metric and numerical quantities from both runs must be disclosed.

Performance results from the first two executions of the TPC-H benchmark:

Run ID	QppH@3000GB	QthH@3000GB	QphH@3000GB
Run 1	190,325.1	222,515.9	205,792
Run 2	192,740.7	221,299.9	206,527.2

5.10 System Activity Between Performance Tests

Any activity on the SUT that takes place between the conclusion of Run1 and the beginning of Run2 must be fully disclosed including system activity, listings of scripts or command logs along with any system reboots or database restarts.

There was no activity on the SUT between Run1 and Run 2.

5.11 Query Output validation

The output of the Query Output Validation Test must reported in the supporting files archive.

The Supporting Files Archive contains the documentation.

6 Clause 6 - SUT and Driver Implementation

6.1 Driver

A detailed textual description of how the driver performs its functions, how its various components interact and any product functionalities or environmental settings on which it relies and all related source code, scripts and configuration files must be reported in the supporting files archive. The information provided should be sufficient for an independent reconstruction of the driver .

The Power Test and Throughput Test are performed by executing a shell script called runTPCHpt. QGEN is first called with a stream id of 0 to generate the queries for the Power Test. Then script runTPCHpus is executed asynchronously to control the refresh functions RF1 and RF2. The script then continues to the query portion of the Power Test (qexecpl.c ISL), which waits until RF1 is completed. After the query portion of the power run has finished the refresh function RF2 is executed by the same refresh stream that previously executed refresh function RF1.

Following the Power Test, QGEN is again executed with the subsequent stream ids and seeds to generate new queries for each stream. Then qexecpl.c is called asynchronously to execute each streams concurrently. Then runTPCHus is executed to control the throughput test refresh function's pairs of RF1 and RF2.

Both wall-clock and high-resolution times are collected for all measurement intervals.

6.2 Implementation-Specific Layer

If an implementation specific layer is used, then a detailed description of how it performs its functions, how its var-ious components interact and any product functionalities or environmental setting on which it relies must be disclosed. All related source code, scripts and configuration files must be reported in the supporting files archive. The information provided should be sufficient for an independent reconstruction of the implementation specific layer .

Query execution text generated by QGEN is picked up by the ISL program which submits the query to the SUT.

The ISL program (qexecpl.c) utilizes the Oracle Call Interface (OCI) to communicate with the Oracle database on the SUT. EQTs directly generated by QGEN are read and submitted to the SUT via the ISL program (qexecpl.c) as dynamic SQL statements. The ISL program then fetches the query execution output and reports it to the user. Timings are taken at intervals specified in Section 5.3.7 of the TPC-H benchmark specification.

6.3 Profile-Directed Optimization

If profile-directed optimization as described in Clause 5.2.9 is used, such use must be disclosed. In particular, the procedure and any scripts used to perform the optimization must be reported in the supporting files archive .

Profile-directed optimization was not used.

7 Clause 7 - Pricing

7.1 Hardware and Software Used

A detailed list of hardware and software used in the Priced Configuration must be reported. The listing for each separately Orderable item must have vendor Part Number, description, and applicable release/revision level, price source, unit price, quantity, extended price, applicable Discounted price and 3-year maintenance price. If package-pricing is used, the vendor Part Number of the package and a description uniquely identifying each of the Components of the package must be disclosed to a sufficient level of detail to meet the requirements of 1.4.1.1.

The Executive Summary contains a list of the priced hardware and software, including maintenance for 3-years, and any applicable discounts.

7.2 Total Three-Year Price

The total 3-year price of the Priced Configuration must be reported, including: hardware, software, and maintenance charges. The justification of any Discounts applied must be disclosed in the price sheet. Sufficient detail of what items are being discounted and by how much they are being discounted must be provided so that the Discount amount used in the computation of the total system cost can be independently reproduced.

The Executive Summary contains the details for the total 3-year pricing of the configuration. Oracle's discounts are based upon US list prices and for similar quantities and configurations. A discount of 23.6% has been applied to all Oracle hardware, software and services based on the total value and quantities of the components of the configuration, including full payment of all components and maintenance.

For assistance with any of these prices or their applicability to any customer's requirements please contact:

MaryBeth Pierantoni

mary.beth.pierantoni@oracle.com

7.3 Availability Date

The committed Availability Date of Components used in the price calculations must be reported. The Availability Date must be reported on the first page of the Executive Summary and with a precision of one day. When the priced system includes products with different availability dates, the reported Availability Date for the priced system must be a date at which all Components are committed to be Generally Available. Each Component used in the Priced Configuration is considered to be Available on the Availability Date unless an earlier date is specified.

All components of the Priced Configuration are available now, with the exception of Oracle Solaris 11 11/11 SRU7, available by May 31, 2012.

7.4 Benchmark Performance Metric

A statement of the benchmark performance metric, as well as the respective calculations for 3-year pricing, price/performance, and the availability date must be included.

<i>Performance Metric</i>	<i>Price/Performance Metric</i>	<i>Total 3-year Cost</i>	<i>Availability Date</i>
205,792 QphH@3000GB	\$4.10/QphH@3000GB	\$843,656 USD	May 31, 2012

8 Supporting Files Index Table

An index for all files included in the supporting files archive as required by Clause 8.3.2 through 8.3.8 must be provided in the report.

Clause	Description	Archive File	Pathname
Clause 1	OS and DB parameter settings	benchmark_scripts.zip	SupportingFiles/Clause1/OS_DB_parameters
Clause 2	DB creation scripts	benchmark_scripts.zip	SupportingFiles/Clause2/DB_creation_scripts
Clause 3	ACID scripts	benchmark_scripts.zip	SupportingFiles/Clause3/ACID_scripts
	ACID output	benchmark_scripts.zip	SupportingFiles/Clause3/ACID_result
Clause 4	DB Load scripts	benchmark_scripts.zip	SupportingFiles/Clause4/DB_load_scripts
	Qualification output	benchmark_scripts.zip	SupportingFiles/Clause4/QUAL_output
Clause 5	Query output results	run1results.zip run2results.zip	
Clause 6	Implementation Specific layer source code	benchmark_scripts.zip	SupportingFiles/Clause6/Implementation_code
Clause 8	Query substitution parameters	benchmark_scripts.zip	SupportingFiles/Claues8/QueryParms
	RF function source	benchmark_scripts.zip	SupportingFiles/Clause8/RF_source

9 Auditor's Information and Attestation Letter

The auditor's agency name, address, phone number, and Attestation letter with a brief audit summary report indicating compliance must be included in the full disclosure report. A statement should be included specifying who to contact in order to obtain further information regarding the audit process.

The auditor's attestation letter is included at the front of this report, just after the Executive Summary.